

This is a postprint version of the following published document:

Josa-Fombellida, R., & Rincón-Zapatero, J. P. (2019). Equilibrium strategies in a defined benefit pension plan game. *European Journal of Operational Research*, 275 (1), pp. 374-386.

DOI: [10.1016/j.ejor.2018.11.018](https://doi.org/10.1016/j.ejor.2018.11.018)

© Elsevier, 2018



This work is licensed under a [Creative Commons Attribution-NonCommercial-NoDerivatives 4.0 International License](https://creativecommons.org/licenses/by-nc-nd/4.0/).

# Equilibrium strategies in a defined benefit pension plan game

Ricardo Josa-Fombellida\*

Juan Pablo Rincón-Zapatero<sup>†</sup>

March 13, 2019

## Abstract

We study the optimal management of an aggregated overfunded pension plan of defined benefit type as a two-player noncooperative differential game. The model's key fact is to consider the fund surplus as a strategic variable that makes the pension plan more attractive both for current and future participants. We let the worker participants to act collectively as a single player that claims a share of the surplus, and let the sponsoring firm act as the player that cares about the investment of the surplus fund assets. The union's objective is to maximize the expected discounted utility of the extra benefits claimed. We solve this asymmetric game under two different assumptions on the preferences of the firm: in the first scenario, the firm aims to maximize expected discounted utility derived from fund surplus; while in the second scenario, the firm cares about minimizing the probability that the fund surplus reaches very low values.

*Keywords:* Finance, Pension funding, Portfolio theory, Stochastic differential game, Nash/Pareto equilibria, Dynamic programming.

*JEL Classification Numbers:* C73, G11, G22.

*Mathematics Subject Classification (2010):* 91B30, 91G10, 49N90, 91A15.

## 1 Introduction

In defined benefit pension plans, a firm provides benefits to workers when they retire. Benefits have been fixed in advance, and it is the sole responsibility of the firm to honor this liability. To

---

\*Departamento de Estadística e Investigación Operativa and IMUVA. Universidad de Valladolid. Paseo de Belén 7, 47011 Valladolid, Spain. [ricar@eio.uva.es](mailto:ricar@eio.uva.es)

<sup>†</sup>Corresponding author. Departamento de Economía. Universidad Carlos III de Madrid. C/ Madrid, 126, 28903 Getafe - Madrid, Spain. [jrincon@eco.uc3m.es](mailto:jrincon@eco.uc3m.es). Telephone: (34) 91 624 86 66. Fax: (34) 91 624 98 75.

this end, a pension plan is designed by using actuarial valuation, which calculates suitable contributions to the fund to meet the promised benefit. Actuarial valuation takes into account such variables as retirement age, employee's life expectancy, mean salary increase, annual retirement benefit amount, worker mobility, the possible evolution of interest rates and stock market performance, among others. Besides contributions made by the employer and possible contributions by the employee, the employer decides how to invest the pension fund's assets.

Pension plans that have more (less) liabilities than assets are known as underfunded (overfunded). That a pension plan becomes under- or overfunded is a dynamic process which depends to a great extent on crashes and booms in the stock market. Whereas, in the underfunded case, it is natural to think that the efforts of the employer should be aimed at minimizing the gap between fund assets and liability, it is not clear what to recommend in the overfunded region. Legislation forbids the distribution of any surplus of the pension plan to shareholders, being devoted to current and future retirees. The firm may simply keep this excess amount in the fund's account, without any other motive than to accumulate assets, or the firm may act more strategically, designing policies that provide, in addition of safety, additional incentives to future participants to join the pension plan by providing extra rewards to both participants and retirees. On the other hand, workers would surely like to play an active role in taking decisions on how to use the fund surplus. It could be used to lessen the agreed contributions, or to provide an extra benefit—it makes no sense to simply continue accumulating assets to the pension plan if they are not going to be distributed to participants. Moreover, fund assets are subject to taxation. The larger the fund size, the larger the tax payments. Instead of using the fund surplus to pay taxes, agents may wonder why they should not allocate part of this surplus among the participants. As said above, this would make it more attractive for future workers to be hired by the firm and, consequently, enter into the pension plan, making it a stronger financial instrument into the financial market.

The main question we address in this paper is how to manage the surplus when the pension fund is overfunded. In more detail, the objective of the firm to minimize the (squared) difference between fund assets and actuarial liability is fine when the fund is underfunded, but it is not completely satisfactory in the overfunded case, as it refrains from using investment opportunities that may provide high expected returns. To consider quadratic loss functions is common in the literature on the optimal management of defined benefit pension plans; see e.g. Haberman and Sung (1994), Chang (1999), Cairns (2000), Haberman, Butt and Megaloudi (2000), Josa-Fombellida and Rincón-Zapatero (2001, 2004), Chang *et al.* (2002, 2003), Delong *et al* (2008), Xu *et al* (2007) and Hainaut (2014), among others. Some extensions include stochastic interest

rates, as in Huang and Cairns (2006), Josa-Fombellida and Rincón-Zapatero (2010) or Hainaut and Deelstra (2011), or the consideration of jumps in the evolution of benefits and/or risky assets, as in Josa-Fombellida and Rincón-Zapatero (2012) or Le Courtois and Menoncin (2015) (the latter in defined contribution pension plans). When the fund is overfunded, the sponsor could face slightly more risky investments to try to raise fund assets<sup>1</sup>. Now, if the firm takes more risky investment decisions, then the participants should be compensated in some way for the exposure of the pension plan to a higher risk of becoming underfunded. We suppose that this compensation is negotiated dynamically between the firm and the representatives of the workers. The compensation consists of a claim on the fund surplus, which can be seen as an excess pension benefit that is added to the agreed benefits at the moment of retirement. No claim of excess benefits is allowed when the pension plan is underfunded. We model this conflict between the firm and the union as a non-zero sum dynamic game. The natural framework is a noncooperative interaction, but we also allow for commitment between players and study cooperative solutions. The main objective of the firms is to maintain fund assets at safe levels so as to be able to pay benefits; however, as this is entirely the employer's responsibility, workers may be interested in claiming a share of the excess fund assets in the form of a premium benefit. Nevertheless, there is nothing to withdraw when there is no surplus, so workers have to be careful with their demands in order not to drive the fund into the underfunded region.

To our knowledge, the models that have appeared in the literature of the dynamic management of defined benefit pension plans consider only one decision agent, the sponsor of the plan. The recent paper by Guan and Liang (2016), considers a game between the managers of two defined contribution pension funds, under inflation risks. This game is quite different from the game we propose here. First, our game is for defined benefit plans and second, the conflict arises because the players have different views on how the surplus fund assets should be shared. In the former defined contribution plan game, the conflict comes from two different managers looking for investment opportunities, trying to maximize the expected utility on wealth, by acting non cooperatively. Hence, both players have the same instrument at hand, that is investment. However, in our game, whereas the firm chooses portfolios, the union decides, roughly speaking, about benefits. It is as if in the classical Merton model the consumption/investment decisions were decentralized, with one agent choosing investment and the other choosing consumption

---

<sup>1</sup>This is because, as the fund's assets grow, it could be possible to diminish the planned contributions in the actuarial computations. For instance, if the sponsor is using a spread method of funding, that is, the contribution  $C$  equals  $NC + j(AL - F)$ , where  $NC$  is the normal cost,  $AL$  is the liability,  $F$  fund's assets, and  $j > 0$  is the velocity of adjustment of the contribution to the normal cost, then contributions are below the normal cost in the overfunded region.

(benefits). Hence, the conflict is inside the pension plan itself, and it determines the investment and benefits outcomes of the plan. In Guan and Liang (2016), as well as in the rest of references below dealing with stochastic portfolio games, the interaction is between two different pension plans (or investment managers, depending of the context). The structure of the game is also different from other portfolio games that have appeared in the literature. It is worth mentioning Browne (2000), where a variety of games that model different preferences of the agents are considered: utility maximization, ruin probability minimization and minimizing/maximizing-expected-time to reach an objective.

The game that we propose in this paper has elements in common with Leong and Huang (2010), which studies an stochastic version of the differential game of capitalism in Lancaster (1973), where the players are the government, that maximizes a vote function, and a representative firm, that maximizes a flow of dividend payments for the shareholders, or with Cabo and García-González (2014), where the authors consider, in a deterministic setting, a dynamic game of public pension provision between the government and a representative employee, in order to determine the optimal retirement age. The players have quadratic preferences.

We find that players with CRRA utilities use, in equilibrium, linear strategies, proportional to the fund surplus, in such a way that the fund surplus never becomes null with positive probability in finite time. Moreover, when the players have the same relative risk aversion coefficient, the Nash equilibrium is Pareto optimal. Also, we show that if the aim of the firm is to minimize the probability that the fund surplus reaches a very low value, this objective is attained for a firm that wishes to maximize the utility obtained from the fund's assets surplus for a specific relative risk aversion coefficient. Overall, what we do is to design a scheme of how the fund could be split between the participants and the firm when the pension plan is overfunded. This division is not based on commitment, and no player has an incentive to deviate from this recommendation, even at any intermediate stage of the interaction.

The paper is organized as follows. In Section 2. we define the elements of the pension plan and the financial market. We let the worker participants to act collectively as a single player that claims a share of the surplus, and let the sponsoring firm act as the player that cares about the investment of the surplus fund assets. The union's objective is to maximize the expected discounted utility of the extra benefits claimed. We solve the game under two different assumptions on the preferences of the firm: while in the first scenario, the firm aims to maximize expected discounted utility derived from fund surplus; in the second scenario, considered in Section 3, the firm cares about minimizing the probability that the fund surplus should reach very low values. In Section 4 we present an economic illustration under two different regimes in

the economy: in the first one, the economy is booming, and in the second one, the economy is in recession. Finally, Section 5 establishes some further research directions.

## 2 The pension game

In this section, we set the elements of the maiden game: the financial market, the fund surplus evolution and the payoffs and strategies of the players. After solving for the Nash equilibrium, we show that it is also a Pareto outcome when the players have the same discount factors and the same risk aversion coefficients.

### 2.1 Financial market and fund surplus evolution

The financial market is that introduced by Merton (1971). Consider a probability space  $(\Omega, \mathcal{F}, \mathbb{P})$ , where  $\mathbb{P}$  is a probability measure on  $\Omega$  and  $\mathcal{F} = \{\mathcal{F}_t\}_{t \geq 0}$  is a complete and right continuous filtration generated by the  $n$ -dimensional standard Brownian motion  $w = (w_1, \dots, w_n)^\top$ , that is,  $\mathcal{F}_t = \sigma\{w_1(s), \dots, w_n(s); 0 \leq s \leq t\}$ .

As in Merton's model, the investor may trade between a riskless bond  $S^0$  and  $n$  risky assets  $S^1, \dots, S^n$ , which are geometric Brownian motions.

$$dS^0(t) = rS^0(t)dt, \quad S^0(0) = 1, \quad (1)$$

$$dS^i(t) = S^i(t) \left( b_i dt + \sum_{j=1}^n \sigma_{ij} dw_j(t) \right), \quad S^i(0) = s_i, \quad i = 1, \dots, n. \quad (2)$$

The constant  $r > 0$  denotes the short risk-free rate of interest,  $b_i > 0$  the mean rate of return of the risky asset  $S^i$ , and  $\sigma_{ij} > 0$  the volatility coefficients. It is assumed that  $b_i > r$ , for each  $i = 1, \dots, n$ , so the investor has incentives to invest with risk. The matrix  $(\sigma_{ij})$  is denoted by  $\sigma$  and the Sharpe ratio or market price of risk for this portfolio,  $\sigma^{-1}(b - r\bar{1})$ , by  $\theta$ , where  $b = (b_1, \dots, b_n)^\top$  and  $\bar{1}$  is a (column) vector of ones. The market is complete, that is, the symmetric matrix  $\Sigma = \sigma\sigma^\top$  is positive definite.

In our framework, the investor is the firm sponsoring the pension plan, who at time  $t = 0$  possesses an initial endowment of fund reserves above the liability. We assume that the number of pensioners is stable over time. This implies that the model contains neither the mortality nor the longevity risk. We denote by  $X(t)$  the surplus at time  $t$ . The union claims a share of  $X(t)$  in the form of extra benefits<sup>2</sup>. At the initial time, this excess value is  $X(0) = x > 0$ . The union claims a share of  $X$  in the form of extra benefits. The sponsoring firm forms portfolios

---

<sup>2</sup>Note that we allow the surplus to be distributed even for negative values of  $X(t)$ . However, we will show that the optimal wealth is always positive.

dynamically with the bond and the risky assets, trading among them. Let  $\pi_i$  be the chosen amount of surplus to be invested in the asset  $i \in \{1, \dots, n\}$ , and let  $\pi_0$  be the amount invested in the bond; clearly  $\pi_0 = X - \sum_{i=1}^n \pi_i$ . We denote by  $P$  the extra benefits claimed by the union. Under the trading strategy  $\pi = (\pi_1, \dots, \pi_n)^\top$  and benefits  $P$ ,  $X$  follows the dynamics

$$dX(t) = \sum_{i=1}^n \pi_i(t) \frac{dS^i(t)}{S^i(t)} + \left( X(t) - \sum_{i=1}^n \pi_i(t) \right) \frac{dS^0(t)}{S^0(t)} - P(t)dt, \quad (3)$$

or, after substituting (1) and (2) in (3)

$$dX(t) = \left( rX(t) + \pi^\top(t)(b - r\bar{1}) - P(t) \right) dt + \pi^\top(t)\sigma dw(t), \quad (4)$$

which, together with the initial condition  $X(0) = x$ , drives the asset's surplus fund evolution.

Now we define the class of admissible strategies of the union,  $\mathcal{A}^U$ , and the firm,  $\mathcal{A}^F$ . The union chooses benefits and the firm chooses the portfolio. Investment and benefit strategies are both Markovian and stationary, that is, they depend only on the state variable  $x$  and are independent of time,  $\pi \equiv \pi(x)$ ,  $P \equiv P(x)$ . As said above, benefits cannot take on negative values, but they are null if the pension plan gets underfunded, thus  $P(x) \geq 0$  for any  $x > 0$  and  $P(x) = 0$  if  $x \leq 0$ . We also assume that both processes  $\{\pi(X(t)) : t \geq 0\}$  and  $\{P(X(t)) : t \geq 0\}$  are adapted to the filtration  $\{\mathcal{F}_t\}_{t \geq 0}$  and  $\mathcal{F}_t$ -measurable. Moreover,  $(P, \pi)$  satisfies the integrability condition

$$\mathbb{E} \int_0^T P(t)dt + \mathbb{E} \int_0^T \pi^\top(t)\pi(t)dt < \infty, \quad \forall T > 0. \quad (5)$$

Then, given  $X(0) = x$ , (4) admits a unique strong solution. Note that in (5) we are identifying  $\pi(t)$  with  $\pi(X(t))$ , as well as  $P(t)$  with  $P(X(t))$ , to shorten notation.

## 2.2 Players' Payoffs

Let the strategic profile  $(P, \pi) \in \mathcal{A}^U \times \mathcal{A}^M$ . Given  $\pi$ , the union chooses  $P$  that maximizes the payoff

$$J_U(x; P, \pi) = \mathbb{E}_x \int_0^\infty e^{-\alpha t} u(P(t))dt, \quad (6)$$

where  $u$  is a utility function of benefits and  $\alpha > 0$  is the time preference of the union.

In the same way, given  $P$ , the firm seeks  $\pi$  to maximize the payoff

$$J_F(x; P, \pi) = \mathbb{E}_x \int_0^\infty e^{-\beta t} v(X(t))dt, \quad (7)$$

where  $v$  is a utility function of the fund surplus and  $\beta > 0$  is the time preference of the firm.

To obtain explicit solutions, we focus on CRRA utility functions<sup>3</sup>:

$$u(P) = \frac{P^{1-\gamma} - 1}{1-\gamma}, \quad \gamma > 0,$$

$$v(X) = \frac{X^{1-\delta} - 1}{1-\delta}, \quad \delta > 0.$$

The utility functions are both strictly concave.

### 2.3 Nash equilibrium strategies

In a dynamic noncooperative setting, the relevant solution concept is the Markov perfect Nash equilibrium. An MPNE of the pension game is a pair of admissible strategies  $(P^*, \pi^*) \in \mathcal{A}^U \times \mathcal{A}^F$  such that, for any  $(P, \pi) \in \mathcal{A}^U \times \mathcal{A}^F$ , for any  $x > 0$

$$J_U(x; P^*, \pi^*) \geq J_U(x; P, \pi^*),$$

$$J_F(x; P^*, \pi^*) \geq J_F(x; P^*, \pi).$$

Let  $V_U$  and  $V_F$  be the value function of the union and the firm respectively, that is

$$V_U(x) = J_U(x; P^*, \pi^*),$$

$$V_F(x) = J_F(x; P^*, \pi^*).$$

In the next proposition, we state the form of the MPNE of the pension game.

**Proposition 2.1** *Assume that the parameters of the game are such that the constants  $A, B$  given in (8) and (9) below are both positive and finite. Then the value function of the union and the firm in the Nash pension game (4), (6), (7) are*

$$V_U(x) = A \frac{x^{1-\gamma}}{1-\gamma} - \frac{1}{\alpha(1-\gamma)},$$

$$V_F(x) = B \frac{x^{1-\delta}}{1-\delta} - \frac{1}{\beta(1-\delta)},$$

respectively, where

$$A = \left( \frac{\alpha}{\gamma} - \frac{1-\gamma}{\gamma} \left( r + \left( \frac{1}{\delta} - \frac{\gamma}{2\delta^2} \right) \theta^\top \theta \right) \right)^{-\gamma}, \quad (8)$$

$$B = \frac{1}{1-\delta} \left( \frac{\beta}{1-\delta} + \frac{\alpha-r}{\gamma} + \left( \frac{1-\gamma}{2\delta^2} - \frac{1-\gamma}{\gamma\delta} - \frac{1}{2\delta} \right) \theta^\top \theta \right)^{-1}. \quad (9)$$

---

<sup>3</sup>When  $\gamma = 1$  or  $\delta = 1$ , the utility functions are logarithmic:  $u(P) = \ln P$ ,  $v(X) = \ln X$ .



The MPNE  $(P^*, \pi^*)$  is given by

$$P^*(x) = A^{-1/\gamma}x, \quad (10)$$

$$\pi^*(x) = \frac{1}{\delta}\Sigma^{-1}(b - r\bar{1})x \quad (11)$$

and the equilibrium fund surplus is a geometric Brownian motion process,

$$dX^*(t) = X^*(t) \left( r + \frac{1}{\delta}\theta^\top\theta - A^{-1/\gamma} \right) dt + X^*(t) \frac{1}{\delta}\theta^\top dw(t), \quad (12)$$

thus  $X^* > 0$ .

**Proof.** The Hamilton-Jacobi-Bellman system of PDEs of the Nash pension game is

$$\begin{aligned} \alpha V_U(x) &= \max_P \left\{ \frac{P^{1-\gamma} - 1}{1-\gamma} + (rx + \pi^\top(b - r\bar{1}) - P)V'_U(x) \right\} + \frac{1}{2}\pi^\top\Sigma\pi V''_U(x), \\ \beta V_F(x) &= \max_\pi \left\{ \frac{x^{1-\delta} - 1}{1-\delta} + (rx + \pi^\top(b - r\bar{1}) - P)V'_F(x) + \frac{1}{2}\pi^\top\Sigma\pi V''_F(x) \right\}. \end{aligned}$$

From the optimality conditions we have

$$P^{-\gamma} - V'_U(x) = 0 \Rightarrow P = (V'_U(x))^{-1/\gamma}, \quad (13)$$

$$(b - r\bar{1})V'_F(x) + \sigma\sigma^\top\pi V''_F(x) = 0 \Rightarrow \pi = -\Sigma^{-1}(b - r\bar{1}) \frac{V'_F(x)}{V''_F(x)}. \quad (14)$$

Plugging these expressions into the HJB system, and after some simplifications, we have

$$\begin{cases} \alpha V_U(x) &= \frac{\gamma}{1-\gamma}(V'_U(x))^{1-1/\gamma} - \frac{1}{1-\gamma} + rxV'_U(x) - \theta^\top\theta \frac{V'_F(x)}{V''_F(x)}V'_U(x) + \frac{1}{2}\theta^\top\theta \left( \frac{V'_F(x)}{V''_F(x)} \right)^2 V''_U(x), \\ \beta V_F(x) &= \frac{x^{1-\delta}}{1-\delta} - \frac{1}{1-\delta} + rxV'_F(x) - \frac{1}{2}\theta^\top\theta \frac{(V'_F(x))^2}{V''_F(x)} - (V'_U(x))^{-1/\gamma}V'_F(x). \end{cases} \quad (15)$$

Let us try solutions  $V_U(x) = A \frac{x^{1-\gamma}}{1-\gamma} - \frac{M}{1-\gamma}$ ,  $V_F(x) = B \frac{x^{1-\delta}}{1-\delta} - \frac{N}{1-\delta}$ , where  $A, B > 0$  are suitable constants that are determined with the help of the equations (15). After substituting the guessed value functions, we obtain  $M = \frac{1}{\alpha}$  and  $N = \frac{1}{\beta}$ , and homogeneous expressions in the powers  $x^{1-\gamma}$  and  $x^{1-\delta}$ , respectively. Thus, the following two algebraic equations for  $A, B$  have to be fulfilled

$$\begin{aligned} \frac{\alpha}{1-\gamma}A &= \frac{\gamma}{1-\gamma}A^{1-1/\gamma} + rA + \frac{1}{\delta}\theta^\top\theta A - \frac{\gamma}{2\delta^2}\theta^\top\theta A, \\ \frac{\beta}{1-\delta}B &= \frac{1}{1-\delta} + rB + \frac{1}{2\delta}\theta^\top\theta B - A^{-1/\gamma}B. \end{aligned}$$

Solving for  $A$  and  $B$  to get (8) and (9) is straightforward.

Now, the equilibrium candidate (10) and (11) is obtained from the optimality conditions (13) and (14), once  $V_U$  and  $V_F$  have been substituted. To see that the pair  $(P^*, \pi^*)$  is indeed

an MPNE, note that  $V_F'' < 0$ , because  $B > 0$ , thus  $\pi^*$  is a true maximizer of the HJB equation for the firm—it was already clear that  $P^*$  was a maximizer of the HJB equation of the union—. Upon substitution of  $(P^*, \pi^*)$  into the SDE (4), we get (12), thus  $(P^*, \pi^*)$  is clearly an admissible pair of strategies. In fact, the solution of (12) is

$$X^*(t) = x \exp \left( \left( r + \frac{1}{\delta} \theta^\top \theta - A^{-1/\gamma} - \frac{1}{2\delta^2} \theta^\top \theta \right) t + \frac{1}{\delta} \theta^\top \int_0^t w(s) ds \right),$$

hence  $X^*(t) > 0$ . Finally, we prove that the transversality condition holds, that is

$$\lim_{t \rightarrow \infty} e^{-\alpha t} \mathbb{E}_x V_U(X^*(t)) = \lim_{t \rightarrow \infty} e^{-\beta t} \mathbb{E}_x V_F(X^*(t)) = 0. \quad (16)$$

See, for instance, Hernández-Lerma (1994), Section 7, or Theorem 8.5 of Dockner *et al* (2000). By Arnold (1974), p. 139, for any real number  $a$ ,

$$\mathbb{E}_x (X^*(t))^a = x^a \exp \left\{ a \left( r + \frac{1}{\delta} \theta^\top \theta - A^{-1/\gamma} - \frac{1}{2\delta^2} \theta^\top \theta \right) t + \frac{a^2}{2\delta^2} \theta^\top \theta t \right\}.$$

After replacing  $a$  by  $1 - \gamma$  and then for  $1 - \delta$ , we see that (16) holds if and only if

$$(1 - \gamma) \left( r + \frac{1}{\delta} \theta^\top \theta - A^{-1/\gamma} - \frac{1}{2} \frac{\gamma}{\delta^2} \theta^\top \theta \right) < \alpha,$$

$$(1 - \delta) \left( r - A^{-1/\gamma} + \frac{1}{2\delta} \theta^\top \theta \right) < \beta.$$

These two conditions are equivalent to the nonnegativity of the constants  $A > 0$  and  $B > 0$  respectively, which is assumed in the proposition.  $\square$

**Remark 2.1 (Study of the signs of  $A$  and  $B$ )** *Positivity of the constants  $A$  and  $B$  are crucial in the above result. Note that by no means do  $A$  and/or  $B$  negative imply that a Nash equilibrium does not exist, only that it is not in linear strategies. To explore if the game admits a Nash equilibrium out of the conditions imposed in the result above is beyond the scope of this paper. The constant  $A$  defined in (8) is positive if and only if  $\alpha > (1 - \gamma)(r + f(\delta)\theta^\top \theta)$ , where  $f(\delta) = \frac{1}{\delta} - \frac{\gamma}{2\delta^2}$ . It is clear that the more risk averse the players are (i.e., when  $\delta, \gamma > 1$ ), the easier it is for the inequality to be fulfilled. On the contrary, for players showing very small risk aversion (i.e.,  $\delta, \gamma < 1$ ), the inequality may require high discount factors of the union. Analytically, this is because  $f$  attains its maximum value at  $\delta = \gamma$ , hence players having the same risk aversion is the most unfavorable case, and in this case  $\alpha$  should be greater than  $(1 - \gamma)(r + \frac{1}{2\gamma}\theta^\top \theta)$ . Obviously, small values of  $\gamma$  would need large values of the discount factor  $\alpha$ . Analogously, the constant  $B$  is positive if and only if  $\beta > \frac{1 - \delta}{\gamma}(r - \alpha + (1 - \gamma)g(\delta))$ , where  $g(\delta) = \frac{1}{\delta} - \frac{\gamma}{2\delta^2} + \frac{\gamma}{2\delta(1 - \gamma)}$ . We have a completely similar situation. The inequality is more likely to be fulfilled as the risk aversion is higher. Now, players close to being risk neutral would imply high discount factors  $\beta$  of the firm.*

**Remark 2.2** *The previous proposition remains true for logarithmic utility functions  $u(P) = \ln P$  and  $v(X) = \ln X$ . The value functions of the union and the firm are*

$$V_U(x) = \frac{1}{\alpha} \ln x + \frac{1}{\alpha^2} \left( r + \frac{\theta^\top \theta}{2} \right) + \frac{1}{\alpha} (\ln \alpha - 1),$$

$$V_F(x) = \frac{1}{\beta} \ln x + \frac{1}{\beta^2} \left( r + \frac{\theta^\top \theta}{2} \right) - \frac{\alpha}{\beta^2},$$

*respectively, the MPNE is given by  $P^*(x) = \alpha x$ ,  $\pi^*(x) = \Sigma^{-1}(b - r\bar{1})x$ , and the equilibrium fund surplus is the geometric Brownian motion process,*

$$dX^*(t) = \left( r + \theta^\top \theta - \alpha \right) X^*(t) dt + \theta^\top X^*(t) dw(t).$$

*Note that the transversality condition is easily fulfilled because  $\mathbb{E}_x \ln X^*(t) = \ln x + (r + \theta^\top \theta - \alpha) t$ .*

### 2.3.1 Comparative statics of Nash equilibrium

Both equilibrium strategies found in Proposition 2.1 are linear in fund surplus. The firm investment strategy,  $\pi^*(x) = \frac{1}{\delta} \Sigma^{-1}(b - r\bar{1})x$ , is also the optimal investment strategy for the Merton model of maximizing the *utility from consumption* with a CRRA utility function (of course, the original Merton model is not a two-player game). Note that, in the pension game, maximization is performed with respect to fund surplus (or wealth). The expression of  $\pi^*$  depends on the firm risk aversion coefficient,  $\delta$ , the excess mean returns of the risky assets with respect to the bond,  $(b - r\bar{1})$ , and on the inverse of the matrix  $\Sigma$ , which collects the volatility coefficients of the risky assets. For  $\delta = 1$ , *i.e.*, when the utility is logarithmic, (1990, Ch. 6) demonstrates that  $\pi^*$  maximizes the discounted and expected rate at which the fund surplus (or wealth) compounds. For this reason, it is called the optimal-growth portfolio strategy. For the very same reason,  $\pi^*$  minimizes the expected time to hit a higher fund (or wealth) prescribed level. Hence, in equilibrium, the firm aims to maximize the fund growth rate, according to the attitude towards risk shown in the firm's preferences. This is, of course, an objective that is aligned with the union's preferences, as it is obvious that the greater the growth of the fund, the greater the benefits that the workers will claim. In fact, we will prove in Section 2.4 that, when both players have the same risk aversion coefficient, the MPNE is Pareto efficient. Finally, note that the investment strategy,  $\pi^*$ , decreases with the risk aversion coefficient of the firm,  $\delta$ . On the other hand, the union's equilibrium strategy,  $P^*(x) = A^{-1/\gamma}x$ , shows a more complicated dependence on the parameters of the pension game. The constant  $A$  depends on the attitude towards risk of *both players*, the subjective discount factor of the union of workers, and finally, elements of the financial market that summarize the risk and return of the assets. Computing the derivatives

of the constant of proportionality  $A^{-1/\gamma} = \frac{1-\gamma}{\gamma} \left( \frac{\alpha}{1-\gamma} - r - \frac{1}{\delta} \theta^\top \theta + \frac{\gamma}{2\delta^2} \theta^\top \theta \right)$  is easy. We have

$$\frac{\partial A^{-1/\gamma}}{\partial \alpha} = \frac{1}{\gamma}, \quad (17)$$

$$\frac{\partial A^{-1/\gamma}}{\partial r} = -\frac{1-\gamma}{\gamma}, \quad (18)$$

$$\frac{\partial A^{-1/\gamma}}{\partial \theta} = \frac{(1-\gamma)(\gamma-2\delta)}{\delta^2 \gamma} \theta^\top, \quad (19)$$

$$\frac{\partial A^{-1/\gamma}}{\partial \delta} = \frac{(1-\gamma)(\delta-\gamma)}{\delta^3 \gamma} \theta^\top \theta \quad (\delta \neq \gamma), \quad (20)$$

$$\frac{\partial A^{-1/\gamma}}{\partial \gamma} = -\frac{\gamma-2\delta}{2\delta^2 \gamma} \theta^\top \theta - \frac{\alpha-r}{\gamma} \quad (\gamma \neq \delta). \quad (21)$$

As expected, (17) shows that  $P^*$  increases with  $\alpha$ , since the union cares more about the present than about the future when the subjective discount factor increases. Expression (18) shows a negative dependence of  $P^*$  with respect to the riskless rate of return,  $r$ , when  $0 < \gamma < 1$ . This is because the larger  $r$  is, the larger the return of the portfolio, all the other elements being constant. Hence it pays to withdraw less surplus now in order to get a larger average return in the future, so the total expected benefit collected will be greater. The opposite behavior is observed for,  $\gamma > 1$ , when the player is more risk averse. The influence of the Sharpe ratio on benefits appears in (19) and depends on the relative size of the relative risk aversion coefficient of the players. The benefits are increasing (decreasing) if  $\gamma > 2\delta$  ( $\gamma < 2\delta$ ), that is, if the risk aversion of the union is more (less) than the double of the risk aversion of the manager. In the particular case  $\gamma = 2\delta$ , benefits are independent of the Sharpe ratio.

In (20), we have that benefits decrease when the risk aversion parameter of the manager increases and the manager is more risk averse than the union, but  $P^*$  increases when the union is more risk averse than the firm. The benefits  $P^*$  reaches its minimum value when both union and firm have the same risk aversion index,  $\delta = \gamma$ , and it is  $P^*(x) = \frac{1-\gamma}{\gamma} \left( \frac{\alpha}{1-\gamma} - r - \frac{\theta^\top \theta}{2\gamma} \right) x$ .

The dependence on its own risk aversion parameter is given in (21) and this shows many possibilities. If the discount rate  $\alpha$  is greater than  $r - \frac{1}{\delta} \theta^\top \theta$ , then the benefits are decreasing with  $\gamma$ . This is because uncertainty makes the union save more now to get greater surplus in the future; this behavior is speeded up because the union cares more about the present than the future. However, if  $\alpha$  is not large enough, we can find regions for which benefits increase as  $\gamma$  decreases. In particular, this happens for  $\gamma$  close to 0 (when the union is “almost” risk neutral).

### 2.3.2 Surplus and extra benefits equilibrium evolution

In order to study the expected surplus evolution, we take expectation in (12) to obtain

$$\mathbb{E}_x X(t) = x \exp \left\{ \left( r + \frac{1}{\delta} \theta^\top \theta - A^{-1/\gamma} \right) t \right\},$$

that converges to  $\infty$  if  $r + \frac{1}{\delta} \theta^\top \theta > A^{-1/\gamma}$ , that is to say, when  $r - \alpha + \frac{1}{\delta} \theta^\top \theta > \frac{1}{2\delta^2} \gamma(1 - \gamma) \theta^\top \theta$ , and converges to 0, otherwise.

From (12), we also can obtain the benefits evolution, using  $P^* = A^{-1/\gamma} X$ :

$$dP(t) = \left( r + \frac{1}{\delta} \theta^\top \theta - A^{-1/\gamma} \right) P(t) dt + \frac{1}{\delta} \theta^\top P(t) dw(t),$$

$P(0) = A^{-1/\gamma} x$ . The expected benefits can be obtained easily, given  $X(0) = x$ :

$$\mathbb{E}_x P^*(t) = A^{-1/\delta} \mathbb{E}_x X(t) = A^{-1/\delta} x e^{(r + \frac{1}{\delta} \theta^\top \theta - A^{-1/\gamma}) t}.$$

### 2.4 Pareto equilibrium strategies

Suppose now that the players coordinate efforts to attain an efficient solution. In a two-player game, a Pareto equilibrium is a cooperative solution of the game in which there is no possibility of improving the payoff of one of the players without diminishing the payoff of the other player. Thus,  $(P^c, \pi^c)$  is a Pareto equilibrium if there is no admissible  $(P, \pi)$  such that

$$J_U(x; P, \pi) \geq J_U(x; P^c, \pi^c),$$

$$J_F(x; P, \pi) \geq J_F(x; P^c, \pi^c),$$

with at least one of the inequalities above being strict. It is well known that with suitable convexity, as is the case in our framework, Pareto equilibrium can be obtained by solving a control problem where the dynamics remains the same as in the Nash game, but the payoff is a convex combination of the players' payoffs. Let us denote the weight in the convex combination by  $\mu$ . As  $\mu$  takes values in the interval  $[0, 1]$ , different Pareto equilibria are obtained. Under the assumption that both players have the same negotiation power, it is common to take  $\mu = 1/2$ . We will find, however, the Pareto equilibrium for any  $\mu$ .

Hence the payoff to be maximized on the class of the admissible controls  $\mathcal{A}^U \times \mathcal{A}^F$  is:

$$J_\mu(x; P, \pi) = \mathbb{E}_x \int_0^\infty \left( \mu e^{-\alpha t} u(P(t)) + (1 - \mu) e^{-\beta t} v(X(t)) \right) dt,$$

where  $u$  and  $v$  are utility functions of benefits and surplus, respectively,  $\alpha > 0$  and  $\beta > 0$  are the time preference of the union and the sponsor, and  $\mu \in [0, 1]$  is a parameter. As well known,

$\alpha \neq \beta$  leads to a problem with temporal inconsistency. We want to avoid this complications and focus on the time-consistent case to compare with the MPNE found in the previous section. Moreover, an explicit solution is beyond our efforts in the asymmetric game  $\gamma \neq \delta$ . Again, in order to get a neat solutions easily comparable with the outcome of the noon-cooperative game, we focus on the case where the CRRA utilities have the same relative risk aversion parameter. Thus, we assume  $\alpha = \beta = \rho$  and  $\gamma = \delta \neq 1$ , with  $\gamma, \delta > 0$ , so the payoff becomes

$$J_\mu(x; P, \pi) = \mathbb{E}_x \int_0^\infty e^{-\rho t} \left( \mu \frac{P(t)^{1-\gamma} - 1}{1-\gamma} + (1-\mu) \frac{X(t)^{1-\gamma} - 1}{1-\gamma} \right) dt. \quad (22)$$

In order to solve the game with the dynamic programming approach (see for instance Dockner *et al* (2000)), we obtain the HJB equations. Let  $W$  be the value function,

$$W(x) = \max_{(P, \pi) \in \mathcal{A}^U \times \mathcal{A}^F} \{J_\mu(x; P, \pi) : \text{s.t. (4)}\}.$$

We use the following notation to simplify the exposition. Let

$$\begin{aligned} m &= \frac{\rho}{1-\gamma} - r - \frac{1}{2\gamma} \theta^\top \theta, \\ n &= \frac{1-\mu}{1-\gamma}, \\ \tilde{n} &= \frac{\gamma}{1-\gamma} \mu^{1/\gamma}. \end{aligned}$$

Note that  $n, \tilde{n} > 0$ .

**Proposition 2.2** *Assume that  $m > 0$ . Then the value function of the control problem (4), (22), is*

$$W(x) = K \frac{x^{1-\gamma}}{1-\gamma} - \frac{1}{\rho(1-\gamma)},$$

where the constant  $K$  is the unique positive solution of

$$\left( \frac{\rho}{1-\gamma} - r - \frac{1}{2\gamma} \theta^\top \theta \right) K^{1/\gamma} - \frac{1-\mu}{1-\gamma} K^{1/\gamma-1} - \frac{\gamma}{1-\gamma} \mu^{1/\gamma} = 0, \quad (23)$$

the Markov Pareto equilibrium is

$$P^c(x) = \mu^{1/\gamma} K^{-1/\gamma} x, \quad (24)$$

$$\pi^c(x) = \frac{1}{\gamma} \Sigma^{-1} (b - r \bar{\mathbf{1}}) x, \quad (25)$$

and the equilibrium fund surplus evolution is given by

$$dX^*(t) = X^*(t) \left( r + \frac{1}{\gamma} \theta^\top \theta - \left( \frac{K}{\mu} \right)^{-1/\gamma} \right) dt + X^*(t) \frac{1}{\gamma} \theta^\top dw(t). \quad (26)$$

**Proof.** The HJB equation is

$$\rho W(x) = \max_{P, \pi} \left\{ \mu \frac{P^{1-\gamma} - 1}{1-\gamma} + (1-\mu) \frac{x^{1-\gamma} - 1}{1-\gamma} + (rx + \pi^\top (b - r\bar{1}) - P)W'(x) + \frac{1}{2} \pi^\top \sigma \sigma^\top \pi W''(x) \right\}.$$

From the optimality conditions one gets

$$\mu P^{-\gamma} - W'(x) = 0 \Rightarrow P = \left( \frac{W'(x)}{\mu} \right)^{-1/\gamma}, \quad (27)$$

$$(b - r\bar{1})W'(x) + \sigma \sigma^\top \pi W''(x) \Rightarrow \pi = -\Sigma^{-1}(b - r\bar{1}) \frac{W'(x)}{W''(x)}. \quad (28)$$

After plugging these expression into the HJB equation above and collecting some terms we lead to the PDE

$$\rho W(x) = \frac{\gamma \mu^{1/\gamma}}{1-\gamma} (W'(x))^{1-1/\gamma} - \frac{\mu}{1-\gamma} + \frac{1-\mu}{1-\gamma} x^{1-\gamma} - \frac{1-\mu}{1-\gamma} + rxW'(x) - \frac{1}{2} \theta^\top \theta \frac{(W'(x))^2}{W''(x)}.$$

Let us try  $W(x) = K \frac{x^{1-\gamma}}{1-\gamma} - \frac{L}{1-\gamma}$ , with  $K > 0$  a suitable constant. By substituting, the HJB equation is satisfied if  $L = \frac{1}{\rho}$  and  $K$  is a positive solution to the algebraic equation (23). Let us show that this equation admits a unique positive solution  $\tilde{K}$ . Let  $f(K) = mK^{1/\gamma} - nK^{1/\gamma-1} - \tilde{n}$  be the function defined by the left hand side of the equality. This function is continuous on  $[0, \infty)$  since  $\gamma \neq 1$ . Moreover,  $m, n, \tilde{n} > 0$  by assumption, hence  $f(0) < 0$ . Computing the derivative of  $f$  with respect to  $K$  we have that  $f$  is decreasing in  $[0, \frac{(1-\gamma)n}{m}]$  and increasing in  $[\frac{(1-\gamma)n}{m}, \infty)$ , with  $\lim_{K \rightarrow \infty} f(K) = \infty$ , thus  $f(K) = 0$  admits a unique solution. Now, we proceed to check that the coefficient or constant of proportionality defining  $p^c(x)$ , which can be written  $\frac{\gamma}{1-\gamma}(m - nK^{-1})$ , is positive. This is true if and only if the zero of  $f$ ,  $K$ , is greater than  $\frac{n}{m}$ . To see that this is indeed the case, note that  $f(\frac{n}{m}) = m(\frac{n}{m})^{1/\gamma} - n(\frac{n}{m})^{1/\gamma-1} - \tilde{n} = -\tilde{n} < 0$ , thus  $\frac{n}{m} < K$  since  $f$  is negative to the left of  $K$  and positive to the right.

Finally, we complete the proof by showing that the transversality condition holds. By substituting the expression for  $W$  into the optimality conditions, (27) and (28), we obtain (24) and also (25). Again, by Hernández-Lerma (1994) Section 7, or Theorem 8.5 of Dockner *et al* (2000), the proof concludes when the transversality condition is checked:

$$\lim_{t \rightarrow \infty} e^{-\rho t} \mathbb{E}_x W(X^*(t)) = 0. \quad (29)$$

As the surplus evolution with the optimal strategies is given by (26), thus, by Arnold (1974), p. 139, for a real number  $a$ ,

$$\mathbb{E}_x (X^*(t))^a = x^a \exp \left\{ a \left( r + \frac{1}{\gamma} \theta^\top \theta - \left( \frac{K}{\mu} \right)^{-1/\gamma} - \frac{1}{2} \frac{\theta^\top \theta}{\gamma^2} \right) t + \frac{a^2}{2} \frac{\theta^\top \theta}{\gamma^2} t \right\}.$$

As in the proof of Proposition 2.1, after replacing  $a$  by  $1 - \gamma$ , we see that (29) holds if and only if

$$(1 - \gamma) \left( r + \frac{1}{\gamma} \theta^\top \theta - \mu^{1/\gamma} K^{-1/\gamma} - \frac{1}{2\gamma} \theta^\top \theta \right) < \rho.$$

By (23), this condition is equivalent to

$$\frac{1 - \gamma}{\gamma} \left( r - \frac{\rho}{1 - \gamma} + \frac{1}{2\gamma} \theta^\top \theta + (1 - \mu) K^{-1} \right) < 0.$$

This is true because  $K > (1 - \gamma)n/m = (1 - \mu)/m$ , from previous comments.  $\square$

The Pareto strategy of the firm is the same as in the noncooperative game,  $\pi^* = \pi^c$ . In fact, it is the well known maximum portfolio growth rule. Benefits are also proportional to wealth surplus, with a constant of proportionality that now depends on the weight  $\mu$ . It is worth noting that, for  $\mu = 1$  (*i.e.*, when the common objective is to maximize the union's payoff) we recover the MPNE. Hence, we have proved that the MPNE, when  $\alpha = \beta$  and  $\gamma = \delta$ , is Pareto efficient. This is a remarkable result that is really rare to find. The reason for having this property in the pension game is that the aim of maximizing an increasing and concave utility function of fund surplus is aligned with maximizing a utility from benefits collected from the fund surplus. The larger the fund surplus, more ample possibilities exist to collect more benefits. We establish this discussion in the following proposition.

**Proposition 2.3** *The MPNE of the pension game (4), (6), (7), with  $\alpha = \beta$  and  $\gamma = \delta$  is Pareto efficient.*

Compared with the Pareto solutions for  $\mu < 1$ , the MPNE over collect benefits. This is a typical situation known as “the tragedy of the commons”: in general, cooperation leads to less aggressive policies of the players that, in this concrete model, allows a higher expected rate of growth of the fund surplus, thereby allowing higher benefit levels to be collected. Note that for  $\alpha = \beta$ ,  $\gamma = \delta$ ,  $\mu < 1$  and  $x > 0$

$$\begin{aligned} P^*(x) &= \frac{1 - \gamma}{\gamma} \left( \frac{\rho}{1 - \gamma} - r - \frac{1}{2\gamma} \theta^\top \theta \right) x \\ &> \frac{1 - \gamma}{\gamma} \left( \frac{\rho}{1 - \gamma} - r - \frac{1}{2\gamma} \theta^\top \theta - \frac{1 - \mu}{1 - \gamma} K^{-1} \right) x = P^c(x). \end{aligned}$$

As a consequence, both players are better in the cooperative solution, as we will prove below. The payoff of the union with Pareto strategies is  $J_U(x; P^c, \pi^c) = J_{\mu=1}(x; P^c, \pi^c)$ , which coincides with  $W(x)$  when  $\mu = 1$ . From (8) and (23), constant  $K$  for  $\mu = 1$  is  $K = \left( \frac{1 - \gamma}{\gamma} \left( \frac{\rho}{1 - \gamma} - r - \frac{\theta^\top \theta}{2\gamma} \right) \right)^{-\gamma} = A$ . Note that we are assuming  $\alpha = \beta$  and  $\gamma = \delta$ . Analogously, the payoff of the firm with Pareto strategies is  $J_F(x; P^c, \pi^c) = J_{\mu=0}(x; P^c, \pi^c)$ , which coincides with  $W(x)$  when  $\mu = 0$ .



From (9) and (23), the inverse of constant  $K$  for  $\mu = 0$  is  $K^{-1} = (1 - \gamma) \left( \frac{\rho}{1-\gamma} - r - \frac{\theta^\top \theta}{2\gamma} \right) < \rho + \frac{\rho}{\gamma} - \frac{1-\gamma}{\gamma} \left( r + \frac{\theta^\top \theta}{2\gamma} \right) = B^{-1}$ , because  $0 < \gamma < 1$  and  $\rho > 0$ . Then we have proved:

$$\begin{aligned} J_U(x; P^c, \pi^c) &= J_U(x; P^*, \pi^*) = V_U(x), \\ J_F(x; P^c, \pi^c) &> J_F(x; P^*, \pi^*) = V_F(x). \end{aligned}$$

Although superior in terms of outcome, Pareto strategies suffer from the drawback of not being stable, since the union has incentives to deviate from the Pareto solution—except when  $\mu = 1$  as said above—.

### 3 A pension game of minimizing the probability of reaching a low surplus level

Undoubtedly, the firm's objective of maximizing an increasing utility of the fund surplus also cares about the health of the pension plan, but it is not the only sensible way to model the aim of the firm of honoring the comprised liabilities. Hence, let us study here a variant of the previous game. The objective of the union continues to be the same, as well as the dynamics. Only the objective of the firm changes. We suppose that, instead of maximizing the discounted expected utility of the fund surplus, the firm fixes two fund surplus levels,  $\ell > 0$  (for the lower level) and  $\nu > \ell$  (for the upper level), and starting the funding process with  $X(0) = x \in (\ell, \nu)$ , wishes to maximize the probability of reaching  $\nu$  before  $\ell$ . Thus, the objective is different from the one given in the pension game in Section 2. There, the firm's aim was to maximize the expected growth rate of the pension fund, weighted by the risk aversion index of the firm. Here, the firm is not only concerned with growth, but also with preventing that the fund assets hit the the low level  $\ell$  before hitting the upper level  $\nu$ .

#### 3.1 Players' Payoffs

We first deal with the payoffs of the firm. Given  $P \in \mathcal{A}_U$  fixed, the firm chooses  $\pi \in \mathcal{A}_F$  to maximize the probability that the fund surplus reaches  $\nu$  before  $\ell$ , hence the payoff is

$$J_F(x; P, \pi) = \mathbb{P}(T_\nu < T_\ell | X(0) = x), \quad \ell < x < \nu. \quad (30)$$

Here  $T_z$  denotes the first time that  $X$  hits the value  $z \geq 0$ . If  $X^{(P, \pi)}$  is the fund surplus under profile  $(P, \pi)$  satisfying (4), then  $T_z = \inf\{t > 0 : X^{(P, \pi)}(t) = z\}$ . We can rewrite the payoff as

$$J_F(x; P, \pi) = \mathbb{E}_x h(X^{(P, \pi)}(T))$$

with  $T = \min\{T_\ell, T_\nu\}$  and  $h(\ell) = 0$ ,  $h(\nu) = 1$ .

The union's payoff should be

$$J_U(x; P, \pi) = \mathbb{E}_x \left( \int_0^T e^{-\alpha t} u(P(t)) dt + e^{-\alpha T} g(X^{(P, \pi)}(T)) \right),$$

where  $g$  is a bequest function. These two functionals, together with the evolution of  $X$  given in (4), specify the game. The game terminates at the random time  $T$ . Stochastic optimal control problems of this type are usually difficult to solve, explicitly or even numerically. Here, the problem seems even harder since we are dealing with a game. The problem arises because the value functions of the players satisfy a two-point boundary value system of differential equations. The boundary conditions are

$$\begin{aligned} V_U(\ell) &= g(\ell), & V_U(\nu) &= g(\nu), \\ V_F(\ell) &= 0, & V_F(\nu) &= 1. \end{aligned}$$

The HJB system is<sup>4</sup>

$$\begin{aligned} \alpha V_U(x) &= \max_P \left\{ \frac{P^{1-\gamma} - 1}{1-\gamma} + (rx + \pi^\top (b - r\bar{1}) - P) V'_U(x) \right\} + \frac{1}{2} \pi^\top \Sigma \pi V''_U(x), \\ 0 &= \max_\pi \left\{ (rx + \pi^\top (b - r\bar{1}) - P) V'_F(x) + \frac{1}{2} \pi^\top \Sigma \pi V''_F(x) \right\}. \end{aligned}$$

Note that the maximizers obey the same rule as in the previous game of Section 2

$$P = (V'_U(x))^{-1/\gamma}, \tag{31}$$

$$\pi = -\Sigma^{-1} (b - r\bar{1}) \frac{V'_F(x)}{V''_F(x)}. \tag{32}$$

and substituting them into the system above, we get

$$\begin{cases} \alpha V_U(x) &= \frac{\gamma}{1-\gamma} (V'_U(x))^{1-1/\gamma} - \frac{1}{1-\gamma} + rx V'_U(x) - \theta^\top \theta \frac{V'_F(x)}{V''_F(x)} V'_U(x) + \frac{1}{2} \theta^\top \theta \left( \frac{V'_F(x)}{V''_F(x)} \right)^2 V''_U(x), \\ 0 &= rx V'_F(x) - \frac{1}{2} \theta^\top \theta \frac{(V'_F(x))^2}{V''_F(x)} - (V'_U(x))^{-1/\gamma} V'_F(x). \end{cases} \tag{33}$$

The boundary conditions are, as we said above,

$$\begin{aligned} V_U(\ell) &= g(\ell), & V_U(\nu) &= g(\nu), \\ V_F(\ell) &= 0, & V_F(\nu) &= 1. \end{aligned}$$

---

<sup>4</sup>The stochastic control problems of Dirichlet type, as in the problem considered here, have been analyzed with the dynamic programming approach in Krylov (1980). General results in the portfolio selection have been obtained in Browne (1997, 1999). Josa-Fombellida and Rincón-Zapatero (2006) introduced and studied these types of problems in pension funding.

We have not been able to find an explicit solution to this problem, even for simple selections of the bequest function  $g$ . Thus, we proceed to simplify the game. We will solve instead a modified game, where the union acts rather myopically, as if the planning horizon were not random, but fixed and of infinite horizon. If the upper value  $\nu$  is large, then the probability that the process  $X$  will leave the interval  $(\ell, \nu)$  by the upper boundary may be made small. Moreover, as we will prove below, at the Nash equilibrium with suitable assumptions concerning the game's parameters, the lower boundary  $\ell$  is never reached with positive probability. Thus, for large values of  $\nu$ , to approximate the union's payoff with the expected utility on the interval  $[0, \infty)$  could be justified. Based on these considerations, we assume that the union wishes to maximize

$$J_U(x; P, \pi) = \mathbb{E}_x \int_0^\infty e^{-\alpha t} u(P(t)) dt, \quad (34)$$

as in the previous sections, and analyze the game as an approximation to the true game, for which we do not know the solution. Now, the boundary conditions for the value function  $V_U$  does not apply and we can solve the game explicitly. Then the boundary conditions that we impose are

$$\begin{aligned} \lim_{t \rightarrow \infty} e^{-\alpha t} \mathbb{E}_x (V_U(X^{P, \pi}(t))) &= 0, \\ V_F(\ell) &= 0, \quad V_F(\nu) = 1. \end{aligned} \quad (35)$$

The first equality is the familiar transversality condition. The second set of conditions establishes that the probability of reaching  $\nu$  before reaching  $\ell$  is 0 at  $x = \ell$  and 1 at  $x = \nu$ .

In the next proposition, we state the form of the MPNE of the pension game given by (30), (34) and (35), join with the dynamics (4). In what follows, we will often refer to this game as the second scenario game. When the union is characterized by a low risk averse parameter ( $0 < \gamma < 1$ ), two MPNE in linear strategies emerge, but for a moderate ( $\gamma = 1$ ) or high risk averse union ( $\gamma > 1$ ), the linear MPNE is unique.

**Proposition 3.1**

*Assume that  $\alpha > r$  and*

$$\Delta := \left( (1 - \frac{\gamma}{2}) \theta^\top \theta \right)^2 - 2(\alpha - r) \gamma (1 - \gamma) \theta^\top \theta > 0. \quad (36)$$

*Let  $x \in (\ell, \nu)$ .*

1. *Suppose  $0 < \gamma < 1$ . Then there are two linear MPNE  $(P_+, \pi_+)$  and  $(P_-, \pi_-)$  of the game, which are given by*

$$P_\pm^r(x) = D_\pm^{-1/\gamma} x, \quad (37)$$

$$\pi_\pm^r(x) = \frac{1}{\eta_\pm} \Sigma^{-1} (b - r\bar{1}) x, \quad (38)$$

where

$$D_{\pm} = \left( r + \frac{1}{2\eta^{\pm}} \theta^{\top} \theta \right)^{-\gamma}, \quad (39)$$

and

$$\eta^{\pm} = \frac{(1 - \frac{\gamma}{2}) \theta^{\top} \theta \pm \sqrt{\Delta}}{2(\alpha - r)}. \quad (40)$$

The value functions of the union and the firm in the pension game (4), (30), (34) corresponding to each MPNE are

$$V_U(x) = D_{\pm} \frac{x^{1-\gamma}}{1-\gamma} - \frac{1}{\alpha(1-\gamma)}, \quad (41)$$

$$V_F(x) = \frac{x^{1-\eta^{\pm}} - \ell^{1-\eta^{\pm}}}{\nu^{1-\eta^{\pm}} - \ell^{1-\eta^{\pm}}} \quad (42)$$

and the equilibrium fund surplus in both MPNE is the geometric Brownian motion process

$$dX^*(t) = \frac{\theta^{\top} \theta}{2\eta^{\pm}} X^*(t) dt + \frac{1}{\eta^{\pm}} \theta^{\top} X^*(t) dw(t), \quad (43)$$

respectively.

2. Suppose  $\gamma \geq 1$ . Then there is only one linear MPNE  $(P_+^r, \pi_+^r)$  of the game, which expression is given in (37), (38), (39), (40) and the value functions are given in (41) and (42) above, with  $\eta^+$ . The equilibrium fund surplus in the MPNE is the geometric Brownian motion process given in (43) above with  $\eta^+$ .

**Proof.** We will show (1) and (2) of the proposition at once. To solve the HJB system (33) and initial data (35) we try solutions of the form  $V_U(x) = D \frac{x^{1-\gamma}}{1-\gamma} - \frac{E}{1-\gamma}$  and  $V_F(x) = \frac{x^{1-\eta} - \ell^{1-\eta}}{\nu^{1-\eta} - \ell^{1-\eta}}$ , where the constants  $D$  and  $\eta$  have to be determined ( $V_U(x) = D \ln x$  when  $\gamma = 1$ ). After plugging the guessed expressions for the value functions into the HJB system (33), we get  $E = \frac{1}{\alpha}$  and that  $D$  and  $\eta$  have to satisfy

$$\begin{aligned} \frac{\alpha}{1-\gamma} &= \frac{\gamma}{1-\gamma} D^{-1/\gamma} + r + \frac{1}{\eta} \theta^{\top} \theta - \frac{\gamma}{2\eta^2} \theta^{\top} \theta, \\ 0 &= r + \frac{1}{2\eta} \theta^{\top} \theta - D^{-1/\gamma}. \end{aligned}$$

The case  $\gamma = 1$  can be recovered from these equations by multiplying the first equation by  $1 - \gamma$  and the substituting  $\gamma = 1$ . In this case we have  $D = \alpha^{-1}$  and  $\eta = \eta^+ = \frac{\theta^{\top} \theta}{2(\alpha - r)}$ . Now consider the case  $\gamma \neq 1$ . Substituting  $D^{-1/\gamma}$  from the second identity into the first equation we get the quadratic equation in  $\eta$

$$(\alpha - r)\eta^2 - (1 - \frac{\gamma}{2})\theta^{\top} \theta \eta + \frac{1}{2}\gamma(1 - \gamma)\theta^{\top} \theta = 0, \quad (44)$$

which admits the solutions  $\eta^\pm = \frac{(1-\frac{\gamma}{2})\theta^\top\theta \pm \sqrt{\Delta}}{2(\alpha-r)}$ . Both are real, since the discriminant  $\Delta$  of the equation (44) is positive by assumption. Let us introduce the notation  $\eta^\pm(\gamma)$  to indicate the dependence of the solutions on  $\gamma$ . Note that  $\eta^-(\gamma) > 0$  for all  $0 < \gamma < 1$  but  $\eta^-(1) = 0$  and  $\eta^-(\gamma) < 0$  for  $\gamma > 1$ . Hence, an equilibrium in linear strategies cannot be constructed from the solution  $\eta^-(\gamma)$  for values  $\gamma \geq 1$ , since in this case the proposed value function (42) is not concave, hence the strategy does not maximize the HJB equation of the firm. However, the other solution satisfies  $\eta^+(\gamma) > 0$  for all  $\gamma > 0$ . This is the reason for which two MPNE exist in the case  $0 < \gamma < 1$  but only one exists in the case  $\gamma \geq 1$ . Note that the coefficient  $D_\pm$  is well defined and positive in both cases. Moreover,  $V_U$  defined in (41), as well as  $V_F$  defined in (42) are strictly monotone and concave, with  $V_F$  non negative. Now, the equilibrium candidates (37) and (38) are obtained from the optimality conditions (31) and (32), once  $V_U, V_F$  are substituted. They are true maximizers of the HJB equation for the firm—it was already clear that  $P_\pm^r$  was a maximizer of the HJB equation of the union—. Upon substitution of  $(P_\pm^r, \pi_\pm^r)$  into the SDE (4), we get (43), thus  $(P_\pm^r, \pi_\pm^r)$  are clearly admissible pairs of strategies. Finally, we prove that the transversality condition (35) holds. See, as in the proofs of previous propositions, Hernández-Lerma (2004) Section 7, or Theorem 8.5 of Dockner *et al* (2000). By Arnold (1974), p. 139, for any real number  $a$ , and for  $\eta = \eta^+$  or  $\eta = \eta^-$

$$\mathbb{E}_x(X^*(t))^a = x^a \exp \left\{ a \left( \frac{1}{2\eta} \theta^\top \theta - \frac{1}{2\eta^2} \theta^\top \theta \right) t + \frac{a^2}{2} \frac{\theta^\top \theta}{\eta^2} t \right\}.$$

After replacing  $a$  by  $1 - \gamma$ , we see that (35) holds if and only if

$$\frac{(1-\gamma)}{2\eta^2} \theta^\top \theta (\eta - \gamma) < \alpha.$$

By (44), this condition is equivalent to  $\frac{1}{2} \theta^\top \theta \eta + r \eta^2 > 0$ . The left side, coincides with  $\eta^2 D^{-1/\gamma}$ , which is positive.  $\square$

As in Section 2, the equilibrium strategies  $P_\pm^r$  and  $\pi_\pm^r$  are proportional to the surplus  $X$ . It is interesting to note that they do not depend on  $\ell$  or  $\nu$ . We have carried out a sensitivity analysis, as in Section 2.3.1, obtaining a similar response of the coefficient strategies to changes in the parameters, so we do not report our findings here.

**Remark 3.1** *When  $\alpha = r + (\frac{\gamma^2}{2} - \gamma + 1)\theta^\top\theta$ , then the previous proposition is true letting  $\eta^\pm = 1$  and  $V_F(x) = \frac{\ln x - \ln \ell}{\ln \nu - \ln \ell}$ .*

**Remark 3.2** *It is not difficult to prove that if  $r < \alpha < r + (\frac{\gamma^2}{2} - \gamma + 1)\theta^\top\theta$ , then  $0 < \eta^- < 1$  for all  $0 < \gamma < 1$  and  $\eta^+ > 1$  for all  $\gamma > 0$ . In consequence for  $0 < \gamma < 1$ , both  $P_-^r(x) > P_+^r(x)$  and  $\pi_-^r(x) > \pi_+^r(x)$ , thus the equilibrium  $(P_-^r, \pi_-^r)$  is more aggressive than  $(P_+^r, \pi_+^r)$ . That is, given*

the same surplus level  $x$ , the union claims a higher amount of benefits in the former equilibrium than in the latter one, and this claim forces the firm to make riskier investments. In fact, from  $\lim_{\gamma \rightarrow 1^-} \eta^- = 0$ , it follows  $\lim_{\gamma \rightarrow 1^-} P_-^r(x) = \lim_{\gamma \rightarrow 1^-} \pi_-^r(x) = \infty$ . This lack of continuity of the equilibrium  $(P_-^r, \pi_-^r)$ , together with its limited existence interval with respect to the risk aversion parameter of the union, makes this equilibrium unattractive to consider as a solution of the game in real applications. In fact, empirical studies suggest that the range of the risk aversion parameter of economic agents is never below 1. However, the equilibrium when  $\gamma = 1$  is well defined and is obtained by plugging  $\eta^+(1) = \frac{\theta^\top \theta}{2(\alpha - \gamma)}$  into the expression of the coefficient  $D$  in (39). In the economic illustration of the results carried out in the next section, we will consider only the case with  $\gamma \geq 1$  and thus we have to consider only the equilibrium  $(P_+^r, \pi_+^r)$ , eliminating the ambiguities that arise in the case  $0 < \gamma < 1$ .

## 4 Economic Analysis

In this section we study the impact of the player's risk attitude on the optimal benefit rate claimed by the union and the optimal portfolio constructed by the firm. We consider the two scenario games studied above in sections 2 and 3, respectively. For the reasons given in Remark 3.2, in the game of minimizing the probability of reaching a low surplus we focus only on the equilibrium  $(P_+^r, \pi_+^r)$ . The table below recall the equilibrium previously found in each game. To

Table 1: Equilibrium strategies,  $\gamma \geq 1$

| Game   | Investment   | Benefit                       |
|--|--|-------------------------------|
| Maximizing utility                               | $\pi^*(x) = \frac{1}{\delta} \Sigma^{-1}(b - r\bar{1})x$   | $P^*(x) = A^{-1/\gamma}x$     |
| Minimizing probability of reaching a low surplus | $\pi_+^r(x) = \frac{1}{\eta^+} \Sigma^{-1}(b - r\bar{1})x$ | $P_+^r(x) = D_+^{-1/\gamma}x$ |

simplify the exposition, we suppose that the financial market consists of only one risky asset and of the riskless bond. For the the risky asset we take the S&P 500 index. We denote its return and volatility by  $b$  and  $\sigma$ , respectively.

For the illustration we will consider two different regimes in the financial market. Regime 1 considers a bull market, in which the economy is booming. Regime 2 represents a bear market, in which the economy is in recession. A clear bull framework is found during the accumulation period of the sub-prime bubble, which we take from July 2006 to August 2007, while a clear bull framework is found after the collapse of that bubble. Though it is true that the crisis was considered over by 2010, for practical purposes we consider a bear framework that goes from July

2007 to July 2012. The reason is that our results work only for strictly positive risk premium, but the estimated value we find for the S&P 500 index during the period July 2006 to August 2007 is negative, hence we extend the duration until July 2012. In fact, in this latter period, the S&P 500 index retains the main characteristics of a bear market: a rather low expected annual rate of return  $b$  and a relatively high volatility  $\sigma$ , meaning that the index values vary within a large interval. See the figures below that give a picture of daily variation of the S&P 500 index in the periods alluded above.

[INSERT Fig. 1 and Fig. 2 HERE]

In what follows, we denote  $u_i$  and  $s_i$  the unbiased estimator of the mean log returns and of the sample standard deviation in Regime  $i$ , respectively, where  $i = 1, 2$ . To construct these estimators we have used financial data reflecting daily variations of the S&P 500 index collected from *Yahoo! finance* website. Since there are approximately  $\tau = 252$  trading days in a year,  $\sigma_i$  is estimated as  $\frac{s_i}{\sqrt{\tau}}$  and  $b_i$  is estimated as  $\frac{u_i}{\sqrt{\tau}} + \frac{1}{2}\sigma_i^2$ , for  $i = 1, 2$ . In our calibration, we take the riskless interest rate as  $r_i = 0.01$ ,  $i = 1, 2$ . Table 2 shows the parameters above. We will compare the equilibrium outcomes of the games analyzed in the previous sections under both regimes.

Table 2: Estimated Values of the Parameters

| Regime          | $u_i$     | $s_i$    | $\sigma_i$ | $b_i$    |
|-----------------|-----------|----------|------------|----------|
| 1 (bull market) | 0.000551  | 0.006771 | 0.107480   | 0.144604 |
| 2 (bear market) | -0.000087 | 0.016870 | 0.26780    | 0.01400  |

We have taken the same discount factor for both players, and equal to 0.98, implying a value of  $\alpha = \beta = 0.02$ . The parameters  $\delta$  and  $\gamma$  control the risk aversion of the players. Values  $\delta, \gamma < 1$  indicate that the players are low risk-averse, moderate risk-averse when  $\delta = \gamma = 1$  (logarithmic case) and they are high risk-averse when  $\delta, \gamma > 1$ . Mehra and Prescott (1985) discusses several studies on the possible realistic values of  $\gamma$  and  $\delta$ . The current literature indicates that an admissible range of values is between 1 and 10. Consequently, we take  $\gamma, \delta \in [1, 10]$ , and allow for different attitudes through risk of the players.

We first focus on the maximizing utility game of Section 2. Whereas both proportional factors  $A$  and  $B$  in Proposition 2.1 are positive and finite for the parameters chosen in Regime 1 for an ample range of values of  $\gamma, \delta \in [1, 10]$ , it happens that this region is quite narrow under Regime 2. However, the region of positivity (and finiteness) of both  $A$  and  $B$  is always non

empty, as it always contains the diagonal  $\gamma = \delta$ , for values  $\gamma = \delta \geq 1$ . This is easily seen by substituting  $\gamma = \delta$  into the expressions for  $A$  and  $B$  in Proposition 2.1, to get

$$A^{-\frac{1}{\gamma}} = \frac{\alpha}{\gamma} - \frac{1-\gamma}{\gamma} \left( r + \frac{\theta^\top \theta}{2\gamma} \right),$$

which is obviously positive, and

$$B = \left( \beta + \frac{1-\gamma}{\gamma} \left( \alpha - r - \frac{\theta^\top \theta}{2\gamma} \right) \right)^{-1}.$$

The function  $\gamma \mapsto g(\gamma) := \frac{1-\gamma}{\gamma} \left( \alpha - r - \frac{\theta^\top \theta}{2\gamma} \right)$  presents a unique maximum at  $\hat{\gamma} = \frac{\theta^\top \theta}{\alpha - r + \frac{\theta^\top \theta}{2}} > 0$ , if  $\alpha > r$ , as it is case in the calibration we are using. Since  $g(1) = 0$  and  $\lim_{\gamma \rightarrow \infty} g(\gamma) = 0$ , it turns out that  $g(\gamma) > 0$ , and thus  $0 < B < \infty$ . Thus, the equilibrium is well defined when  $\delta = \gamma$ , which will be assumed below in the rest of this section.

[INSERT Fig. 3 and Fig. 4 HERE]

Figure 3 represents the percentage of benefits claimed by the union in function of the risk aversion parameter  $\gamma$ , when it varies in  $[0, 10]$ , both in the bull and the bear market. Note that benefits claimed are much higher in the bull market than in the bear market, where it takes a modest value. Hence, the equilibrium prescribe a cautious behavior of the union when the economy is in recession. The curve does not show a decreasing shape in the bull framework. For low values of the risk aversion parameter it is increasing, and it only starts to decrease beyond some critical value of  $\gamma$ . Figure 4 draws the coefficient  $B$  of the value function of the firm given in Proposition 2.1, against  $\gamma$ . We use two different vertical scales, since it is much higher in the bear market than in the bull market. This behavior could be explained because in a booming economy, the union is going to asks for larger benefits than in the bear case. Since the firm derives increasing utility from the total wealth in the surplus fund, this could be the reason of why  $B$  is higher in one case than in the other.

Now we compare both games. As stated above, we take  $\delta = \gamma$ . Figure 5 plots the solutions of the quadratic,  $\eta^-$ ,  $\eta^+$  against  $\gamma$ , as well as the 45 degree line whe the economy is booming. Note that, as proved in the section above,  $\eta^- < 0$  and  $\eta^+ > 1$  for values  $\gamma > 1$ . In consequence, the game admits only the equilibrium  $(P_+^r, \pi_+^r)$ . The risk aversion parameter of the firm (that in the second scenario game is endogenous to the solution) is always above the risk aversion parameter of the union,  $\gamma$ . The difference  $\eta_+(\gamma) - \gamma$  is positive but it declines with  $\gamma$  and vanishes asymptotically as  $\gamma \rightarrow \infty$ . We can interpret this result as follows: in the second scenario game and in a booming period, the firm behaves, roughly speaking, as an agent whose preferences are more conservative than the preferences of the union, although this effect is mitigated as



the risk aversion parameter  $\gamma$  increases. Hence, risky investment in the second scenario game is smaller than in the utility maximizing game, where, due to the expansion period in the economy, the prospects of the fund manager are more optimistic. For instance, a firm with logarithmic utilities,  $\gamma = 1$ , in a bull market environment, invests in the risky asset around 1172% of the funds (recall that to borrow money at rate  $r\%$  is allowed to the firm) but the firm invests only 15% of the fund in the risky asset if the objective is to minimize the probability that the fund surplus gets the level  $\ell < \nu$ . But not only the firm becomes more cautious: the union also uses a more moderate strategy (with the only exception of the logarithmic utility case, where it is the same amount). Figure 6 show the investment strategy of the firm in the two scenario games. Figure 7 draws the benefits claimed by the union. Benefits are higher in the first scenario game than in the second one.

[INSERT Fig. 5, Fig. 6 and Fig. 7 HERE]

Figures 8, 9 and 10 are the counterpart of Figures 5, 6 and 7, when the economy is in recession. As it can be observed, the firm is more conservative than the union in second scenario game, as now  $\eta^+(\gamma) < \gamma$ . The fact that the economy is in recession makes the firm to adopt a precautionary behavior, so now the investment in the risk asset is always below the corresponding level in the second scenario game. Regarding benefits claimed by the union, they continue to be higher in the first scenario game than in the the second one; it seems that the mode of the economy does not affect this behavior (at least for the different experiments we have carried out, and that are not reported here). In recession, benefits are quite similar in both games, independently of risk aversion parameter of the player. However, in a booming economy, benefits are appreciably different in both games for low values of the risk aversion parameter. Figures 9 and 10 give a comparison of the players' strategies in both scenario games within an economy in recession.

[INSERT Fig. 8, Fig. 9 and Fig. 10 HERE]

## 5 Conclusions

In the large body of literature about defined benefit pension plans, the interaction between sponsor and participants has been considered as one of a sole decision agent. The participants took a passive role. Our starting point in this paper has been that, at least when the fund is overfunded, the fund surplus could be given a strategic role by incrementing the benefits of the participants at the time of retirement. We have proposed an asymmetric noncooperative

game in two different scenarios that allows for analytical solutions and that could be easily implemented in real pension plans of defined benefits type, since the Nash equilibrium is linear. We have shown that players with the same relative risk aversion index will seek noncooperatively a cooperative outcome, or in other words, the decentralized interaction gives rise to an efficient split of the fund surplus. Moreover, if the sponsoring firm is worried about the safety of the pension plan, this behavior corresponds in equilibrium with a firm that wants to maximize its own discounted expected utility in the first scenario game. Further research will be directed at analyzing hierarchical interaction between firm and participants, which is an interesting situation if the two players have different negotiating power. Here, the relevant solution concept is the Stackelberg equilibrium. It would be worth comparing the Nash equilibrium with the Stackelberg equilibrium to see to what extent the advantage of being the leader, which is a usual property, is maintained in this case.

## Acknowledgements

The authors are grateful to an editor and three anonymous referees for their comments and suggestions. Support from the Ministerio de Economía Industria y Competitividad (Spain), grants ECO2017-86261-P, ECO2014-56384-P and MDM 2014-0431, Comunidad de Madrid MadEco-CM S2015/HUM-3444 and Comunidad de Castilla y León VA148G18, is gratefully acknowledged.

## References

- Arnold, L., 1974. Stochastic Differential Equations. Theory and Applications. John Wiley and Sons, New York.
- Browne, S., 1997. Survival and growth with a fixed liability: Optimal portfolios in continuous time. *Mathematics of Operations Research* 22, 468–493.
- Browne, S., 1999. Beating a moving target: Optimal portfolio strategies for outperforming a stochastic benchmark. *Finance and Stochastics* 3, 275–294.
- Browne, S., 2000. Stochastic differential portfolio games. *Journal of Applied Probability* 37, 126–147.
- Cabo, F., García-González, A., 2014. The endogenous determination of retirement age and social security benefits. *Macroeconomics Dynamics* 18, 93–113.

- Cairns, A.J.G., 2000. Some notes on the dynamics and optimal control of stochastic pension fund models in continuous time. *Astin Bulletin* 30, 19–55.
- Chang, S.C., 1999. Optimal pension funding through dynamic simulations: the case of Taiwan public employees retirement system. *Insurance: Mathematics and Economics* 24, 187–199.
- Chang, S.C., Tsai, C.H., Tien, C.J., Tu, C.Y., 2002. Dynamic funding and investment strategy for defined benefit pension schemes: a model incorporating asset–liability matching criteria. *Journal of Actuarial Practice* 10, 131–153.
- Chang, S.C., Tzeng, L.Y., Miao, J.C.Y., 2003. Pension funding incorporating downside risks. *Insurance: Mathematics and Economics* 32, 217–228.
- Delong, L., Gerrard, R., Haberman, S., 2008. Mean-variance optimization problems for an accumulation phase in a defined benefit plan. *Insurance: Mathematics and Economics* 42, 107–118.
- Dockner, E., Jørgensen, S., Van Long, N., Sorger, G. 2000. *Differential games in economics and management sciences*. Cambridge University Press, Cambridge, UK.
- Guan, G., Liang, Z., 2016. A stochastic Nash equilibrium portfolio game between two DC pension funds. *Insurance: Mathematics and Economics* 70, 237–244.
- Haberman, S., Butt, Z., Megaloudi, C., 2000. Contribution and solvency risk in a defined benefit pension scheme. *Insurance: Mathematics and Economics* 27, 237–259.
- Haberman, S., Sung, J.H., 1994. Dynamics approaches to pension funding. *Insurance: Mathematics and Economics* 15, 151–162.
- Hainaut, D., 2014. Impulse control of pension fund contributions, in a regime switching economy. *European Journal of Operational Research* 239, 810–819.
- Hainaut, D., Deelstra, G., 2011. Optimal funding of defined benefit pension plans. *Journal of Pension Economics and Finance* 10, 31–52.
- Hernández-Lerma, O., 1994. *Lectures On Continuous-Time Markov Control Processes*. Sociedad Matemática Mexicana. México D.F.
- Huang, H.C., Cairns, A.J.G., 2006. On the control of defined–benefit pension plans. *Insurance:*

Mathematics and Economics 38, 113–131.

Josa–Fombellida, R., Rincón–Zapatero, J.P., 2001. Minimization of risks in pension funding by means of contribution and portfolio selection. *Insurance: Mathematics and Economics* 29, 35–45.

Josa–Fombellida, R., Rincón–Zapatero, J.P., 2004. Optimal risk management in defined benefit stochastic pension funds. *Insurance: Mathematics and Economics* 34, 489–503.

Josa–Fombellida, R., Rincón–Zapatero, J.P., 2006. Optimal investment decisions with a liability: The case of defined benefit pension plans. *Insurance: Mathematics and Economics* 39, 81–98.

Josa–Fombellida, R., Rincón–Zapatero, J.P., 2010. Optimal asset allocation for aggregated defined benefit pension funds with stochastic interest rates. *European Journal of Operational Research* 201, 211–221.

Josa–Fombellida R., Rincón–Zapatero, J.P., 2012. Stochastic pension funding when the benefit and the risky asset follow jump diffusion processes. *European Journal of Operational Research* 220, 404–413.

Krylov, N.V., 1980. *Controlled Diffusion Processes*. Springer, New York.

Lancaster, K., 1973. The dynamic inefficiency of capitalism. *Journal of Political Economy* 81, 1092–1109.

Le Courtois, O., Menoncin, F., 2015. Portfolio optimisation with jumps: Illustration with a pension accumulation scheme. *Journal of Banking and Finance* 60, 127–137.

Leong, C.K., Huang, W., 2010. A stochastic differential game of capitalism. *Journal of Mathematical Economics* 46, 552–561.

Merton, R.C., 1971. Optimal consumption and portfolio rules in a continuous–time model. *Journal of Economic Theory* 3, 373–413.

Merton, R.C., 1990. *Continuous Time Finance*. Blackwell, MA.

Xu, J., Kannan, D., Zhang, B., 2007. Optimal dynamic control for the defined benefit pension plans with stochastic benefit outgo. *Stochastic Analysis and Applications* 25, 201–236.

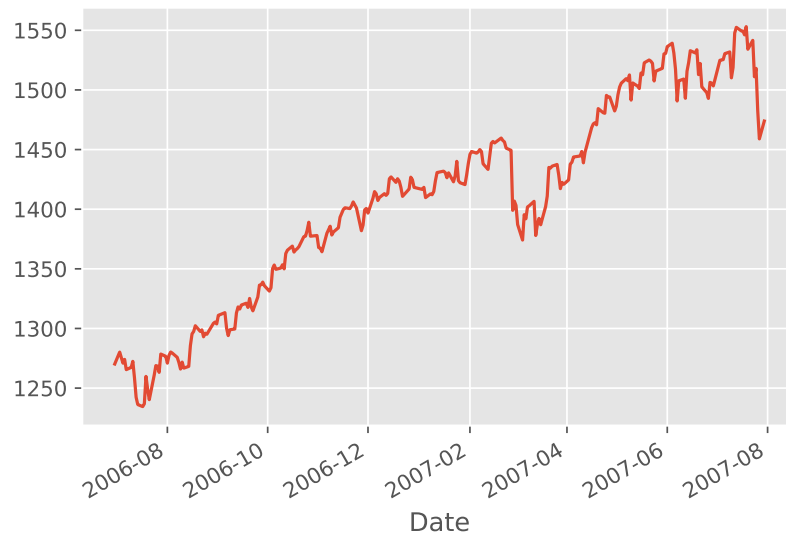


Figure 1: S&P 500 index daily evolution from Jul 2006 to Aug 2007. Regime 1

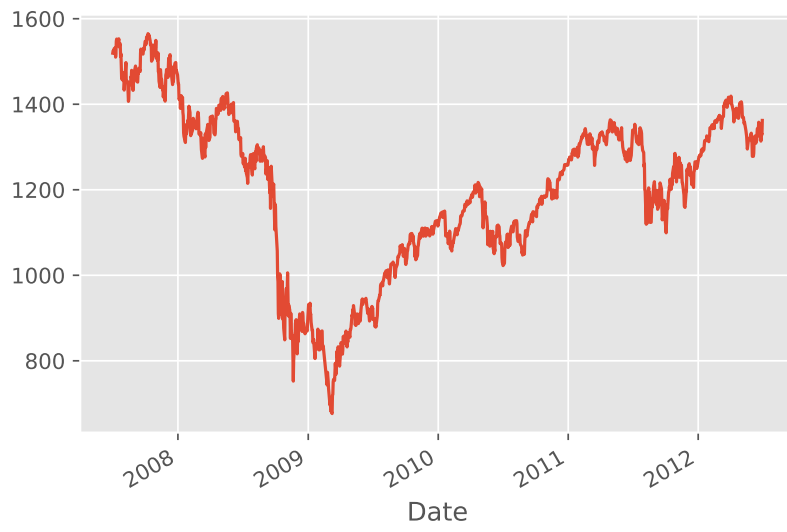


Figure 2: S&P 500 index daily evolution from Jul 2007 to Jul 2012. Regime 2

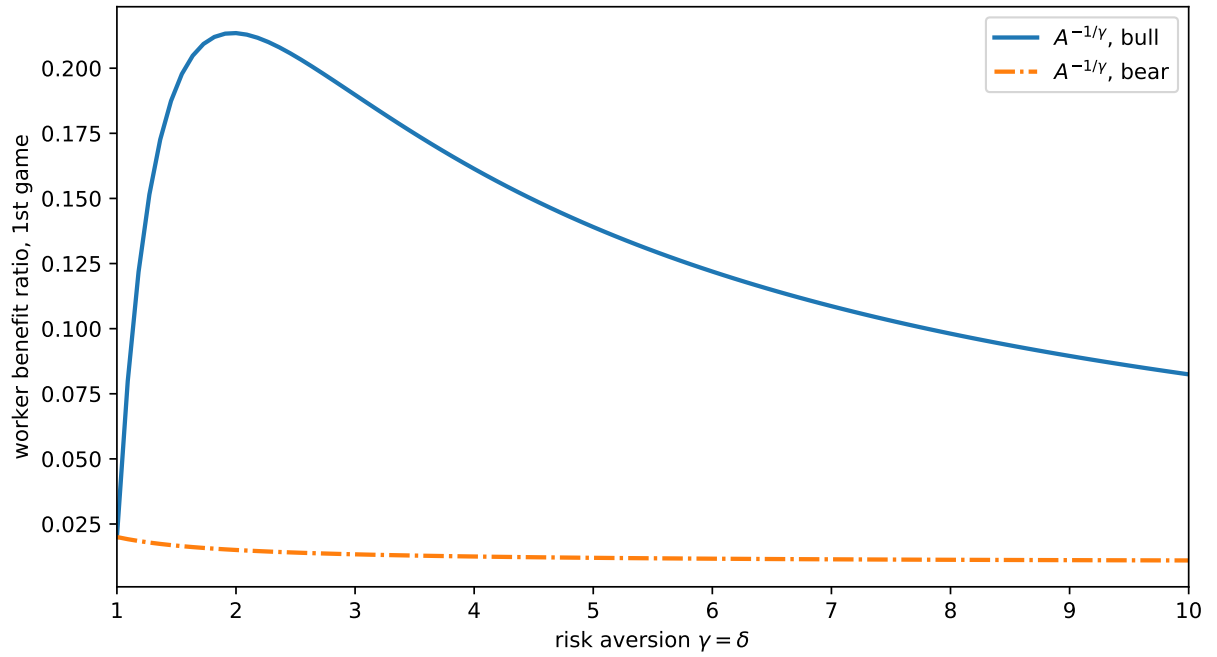


Figure 3: Percentage of benefits  $A^{-1/\gamma} = \frac{P^*}{x}$  claimed by the union in the first scenario game, represented as a function of the risk aversion parameter  $\gamma = \delta$

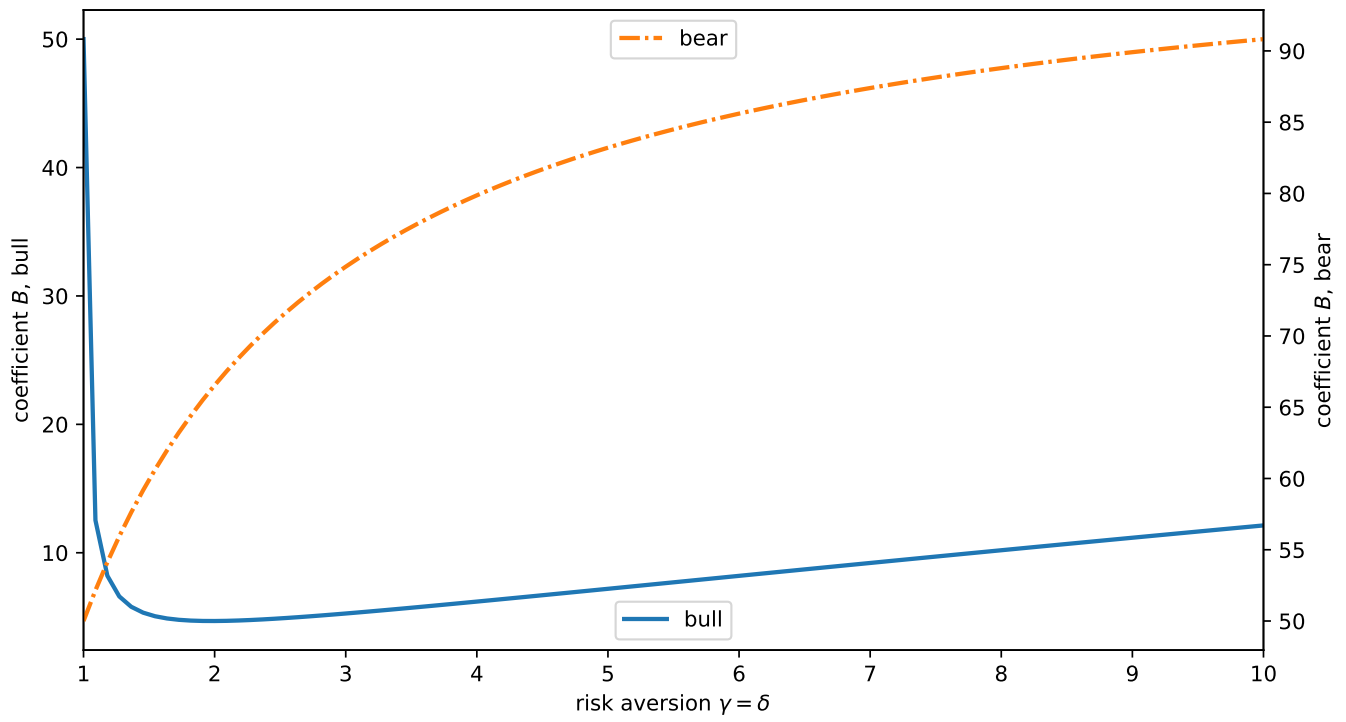


Figure 4: Coefficient  $B$  that appears in the value function of the firm in the first scenario game, represented as a function of the risk aversion parameter  $\gamma = \delta$



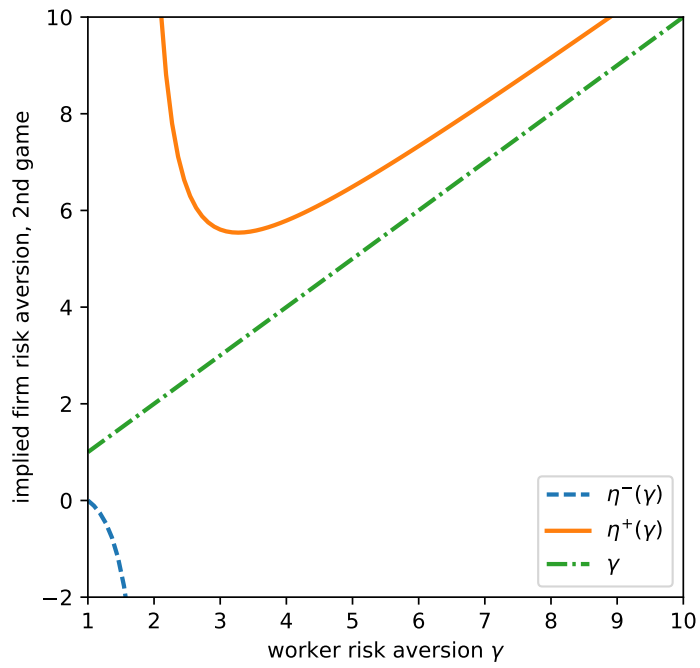


Figure 5: Solutions  $\eta^\pm$  of the quadratic equation (44). Regime 1

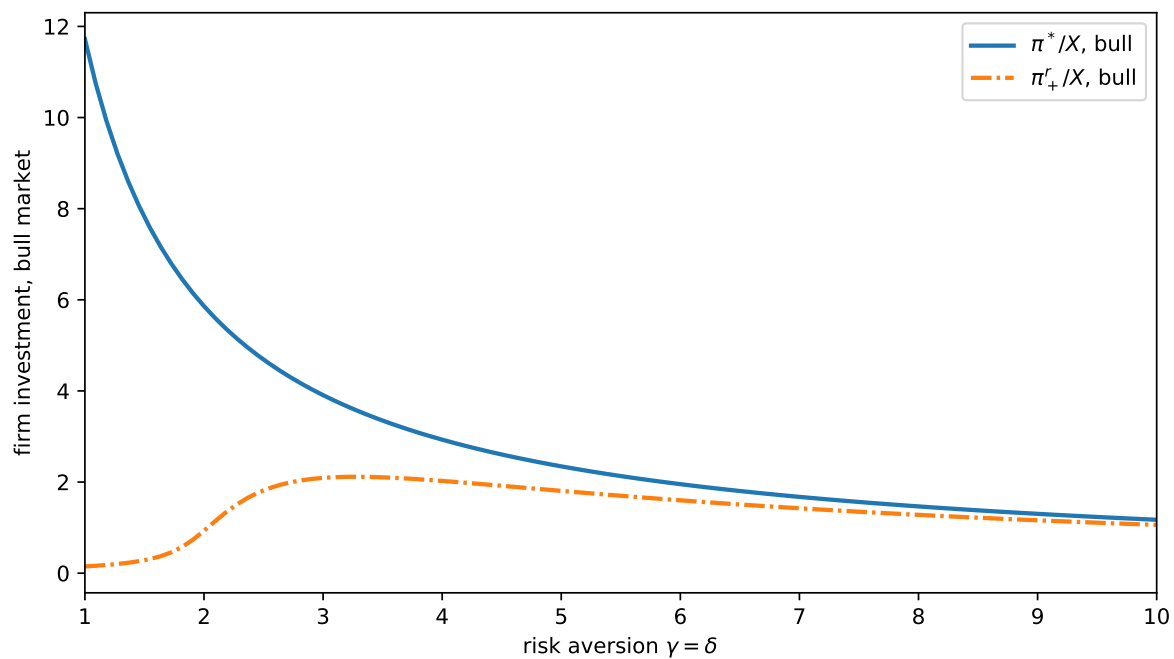


Figure 6: Percentage of fund surplus invested in the the risky asset by the firm in the first and in the second scenario game,  $\frac{\pi^*}{x}$  and  $\frac{\pi_+^r}{x}$ , respectively. In both cases they are drawn against  $\gamma$ . Regime 1

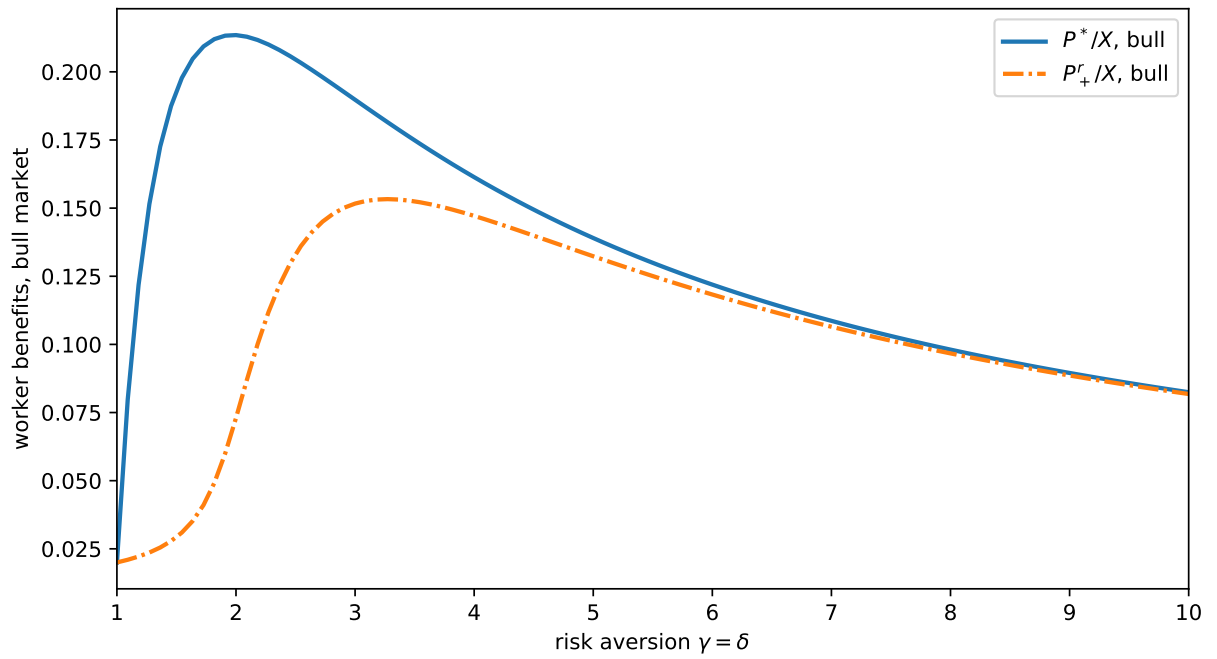


Figure 7: Percentage of benefits claimed by the union in the first and in the second scenario game,  $\frac{P^*}{x}$  and  $\frac{P_+^r}{x}$ , respectively. In both cases they are drawn against  $\gamma$ . Regime 1

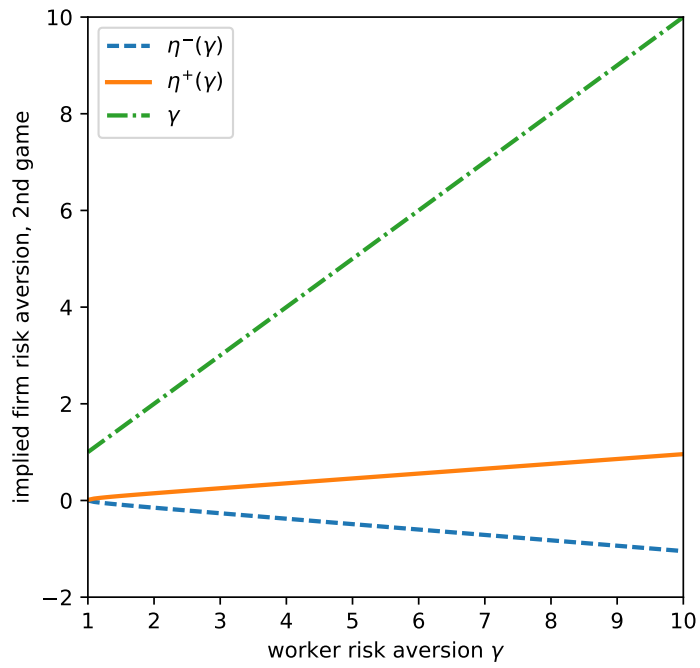


Figure 8: Solutions  $\eta^\pm$  of the quadratic equation (44). Regime 2

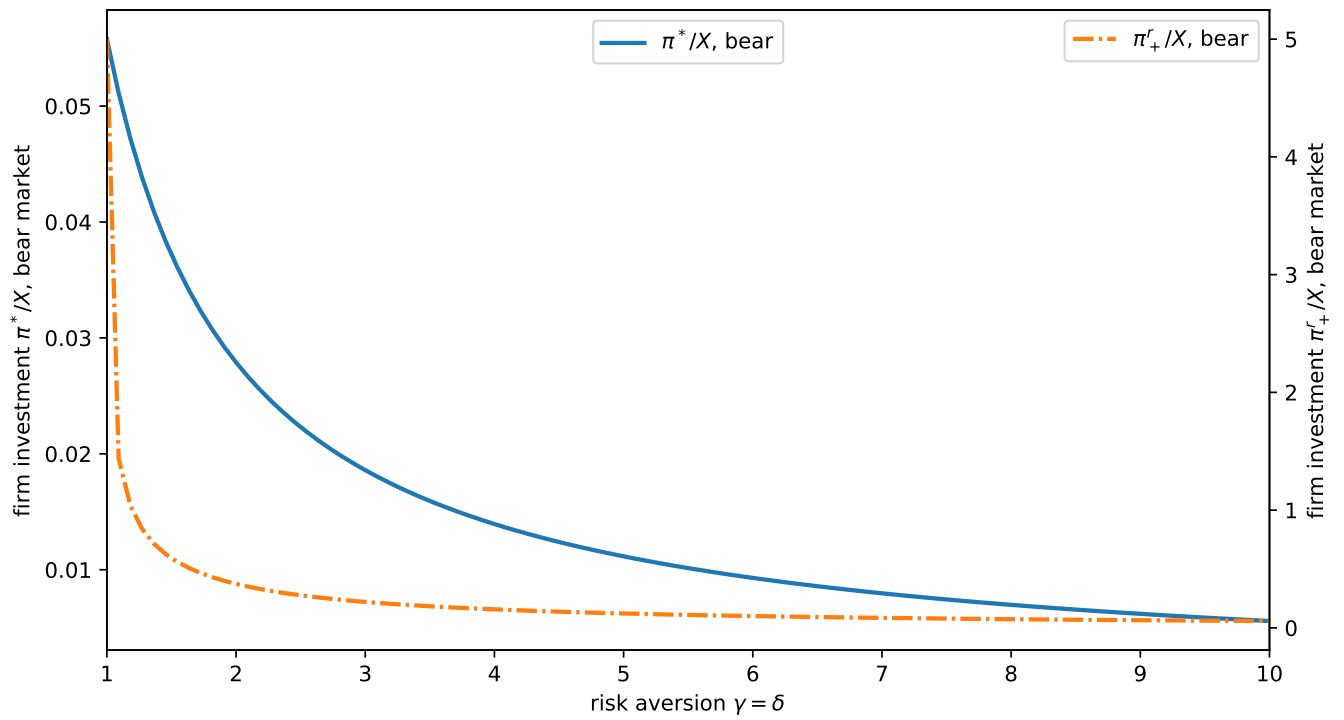


Figure 9: Percentage of fund surplus invested in the the risky asset by the firm in the first and in the second scenario game,  $\frac{\pi^*}{x}$  and  $\frac{\pi_+^r}{x}$ , respectively. In both cases they are drawn against  $\gamma$ .  
Regime 2

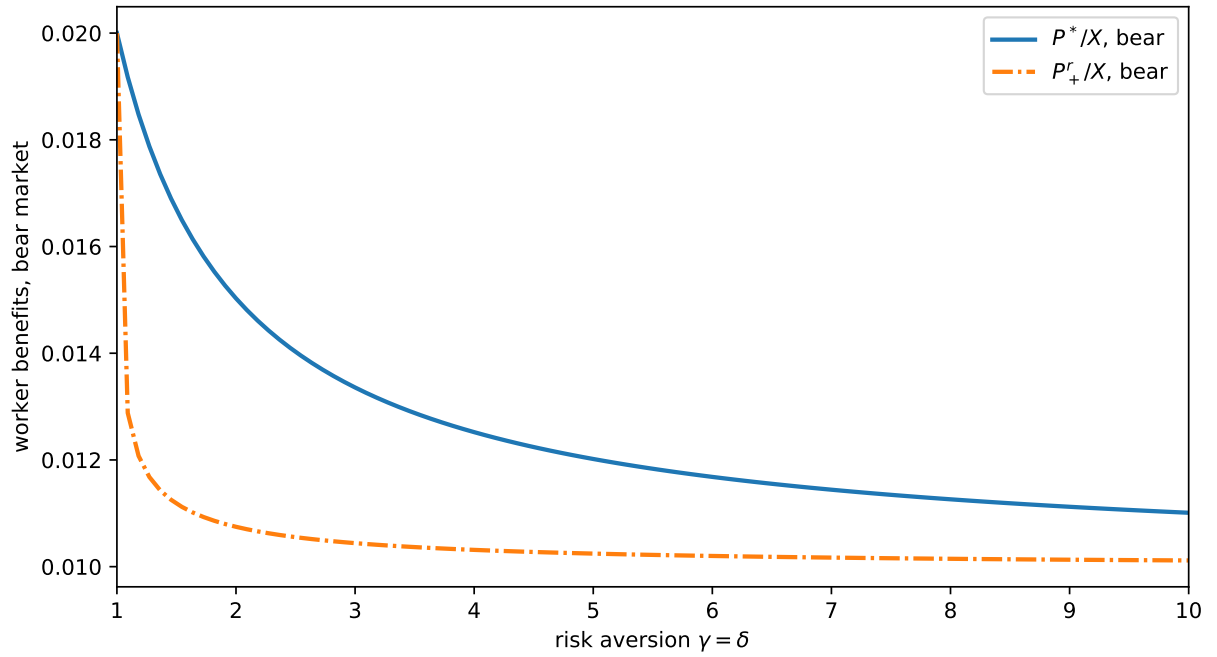


Figure 10: Percentage of benefits claimed by the union in the first and in the second scenario game,  $\frac{P^*}{x}$  and  $\frac{P_+^r}{x}$ , respectively. In both cases they are drawn against  $\gamma$ . Regime 2