

This document is published in:

International Journal of Hydrogen Energy, Vol. 37, nº 2, pp. 1813-1825

DOI: <http://dx.doi.org/10.1016/j.ijhydene.2011.10.037>

© 2011 Hydrogen Energy Publications, LLC. Published by Elsevier Ltd.

Flammability conditions for ultra-lean hydrogen premixed combustion based on flame-ball analyses

Eduardo Fernández-Tarrazo^a, Antonio L. Sánchez^{a,*}, Amable Liñán^b,
Forman A. Williams^c

^aDept. Ingeniería Térmica y de Fluidos, Universidad Carlos III de Madrid, Leganés 28911, Spain

^bETSI Aeronáuticos, Pl. Cardenal Cisneros 3, Madrid 28040, Spain

^cDept. of Mechanical and Aerospace Engineering, University of California San Diego, La Jolla CA 92093-0411, USA

A B S T R A C T

It has been reasoned that the structures of strongly cellular flames in very lean mixtures approach an array of flame balls, each burning as if it were isolated, thereby indicating a connection between the critical conditions required for existence of steady flame balls and those necessary for occurrence of self-sustained premixed combustion. This is the starting assumption of the present study, in which structures of near-limit steady spherically-symmetrical flame balls are investigated with the objective of providing analytic expressions for critical combustion conditions in ultra-lean hydrogen-oxygen mixtures diluted with N₂ and water vapor. If attention were restricted to planar premixed flames, then the lean-limit mole fraction of H₂ would be found to be roughly ten percent, more than twice the observed flammability limits, thereby emphasizing the relevance of the flame-ball phenomena. Numerical integrations using detailed models for chemistry and radiation show that a one-step chemical-kinetic reduced mechanism based on steady-state assumptions for all chemical intermediates, together with a simple, optically thin approximation for water-vapor radiation, can be used to compute near-limit fuel-lean flame balls with excellent accuracy. The previously developed one-step reaction rate includes a crossover temperature that determines in the first approximation a chemical-kinetic lean limit below which combustion cannot occur, with critical conditions achieved when the diffusion-controlled radiation-free peak temperature, computed with account taken of hydrogen Soret diffusion, is equal to the crossover temperature. First-order corrections are found by activation-energy asymptotics in a solution that involves a near-field radiation-free zone surrounding a spherical flame sheet, together with a far-field radiation-conduction balance for the temperature profile. Different scalings are found depending on whether or not the surrounding atmosphere contains water vapor, leading to different analytic expressions for the critical conditions for flame-ball existence, which give results in very good agreement with those obtained by detailed numerical computations. The one-step chemistry employed in the present work, which involves a non-Arrhenius rate having a cutoff at the crossover temperature, applies with excellent accuracy to the description of lean premixed hydrogen-air combustion, i.e. for $\phi \leq 0.5$ at atmospheric pressure, and could be used for instance in the numerical simulation of the propagation of curved or cellular flames in ultra-lean reactive atmospheres, of interest for safety analyses related to the storage, transport, and handling of hydrogen.

Keywords:

Hydrogen

Flammability limit

Ultra-lean combustion

Reduced chemistry

Flame balls

* Corresponding author. Tel.: +34 91 6249950; fax: +34 916249430.
E-mail address: asanchez@ing.uc3m.es (A.L. Sánchez).

1. Introduction

Although discussions of the utilization of hydrogen for zero-emission vehicles usually revolve around fuel cells, ultra-lean combustion in reciprocating engines is potentially viable for power production at least as cleanly. In designing such engines, accurate knowledge of the lean flammability limits is essential. Moreover, especially if exhaust-gas recirculation is to be considered, those limits in the presence of water vapor must be known. Such knowledge is relevant, for example, to proposed laser-induced spark ignition [1]. Because of the interest in this application, as well as safety concerns in explosion prevention, the study reported here addresses ultra-lean hydrogen flammability limits at different pressures, temperatures, and water-vapor content, complementing existing experimental results [2,3,4,5].

Diffusive-thermal instabilities are known to influence deflagration propagation in very lean hydrogen-air mixtures [6]. Combustion is enhanced by effects of preferential diffusion, which produce superadiabatic flame temperatures and enable cellular flames to propagate in mixtures with hydrogen content well below the flammability limit computed theoretically for steady planar deflagrations. For sufficiently lean mixtures, the cellular flame breaks up into separate cells, which propagate as an array, leaving behind a finite amount of unburnt fuel. In near-limit situations, the cells close upon themselves to form flame balls with a nearly spherical shape [7]. Interactions between neighboring flame balls become weak because of the large separating distance. Under those conditions, the flame can be envisioned as an ensemble of isolated flame balls, which propagates with a velocity that can be determined by adding the individual flame-ball burning rates, with an additional assumption introduced for the average inter-flame-ball spacing [8]. This limiting mode of cellular-flame propagation clearly fails when the conditions are too lean to support self-sustained flame-ball combustion. For this reason, analyses of structures of isolated flame balls can provide limiting flammability conditions for fuel-lean mixtures of hydrogen and oxygen that may or may not include inert species such as nitrogen.

The existence of nonpropagating steady spherical flame balls was first predicted theoretically by Zeldovich [9] and verified experimentally years later under microgravity conditions [10,11,12,13]. As suggested by Zeldovich [9] (see, also [14]), radiative heat losses stabilize these otherwise unstable diffusion-reaction structures. The resulting branch of stable solutions, corresponding to relatively large flame-ball radii, on the order of 1 cm, has been investigated theoretically with a one-step Arrhenius reaction [15,16]. Numerical studies, including detailed-chemistry mechanisms and different models for radiation [17,18,19], have shown that radiative heat losses are very significant, keeping the peak temperature of hydrogen-air flame balls below 1200 K along the whole branch of stable solutions. As emphasized recently [20], under those near-crossover conditions, all chemical intermediates appear in very small concentrations and obey chemical-kinetic steady-state approximations. Consequently, a reduced chemical-kinetic mechanism involving a single global reaction $2\text{H}_2 + \text{O}_2 \rightarrow 2\text{H}_2\text{O}$, previously derived for planar deflagrations

near the lean flammability limit [21,22], can be employed to describe hydrogen-air flame balls with excellent accuracy. The corresponding overall rate, given below in [11], involves two factors with a strong temperature dependence, so that it can be approximated close to the flammability limit by

$$\omega \propto \exp\left(\mu\beta\frac{T-T_c}{T}\right) \left[\exp\left(\beta\frac{T-T_c}{T}\right) - 1 \right] Y_{\text{H}_2}^2, \quad (1)$$

proportional to the square of the hydrogen mass fraction Y_{H_2} and involving two activation energies $\beta \approx 10$ and $\mu\beta \approx 7$ along with a crossover temperature T_c such that $\omega = 0$ for $T = T_c$, with a zero rate $\omega = 0$ replacing Eq. (1) for $T < T_c$. The value of T_c is determined from the condition, given below in Eq. (17), that the rate of the branching reaction $\text{H} + \text{O}_2 \xrightarrow{1} \text{OH} + \text{O}$ be equal to effective rate of H-atom recombination, proportional to the rate of $\text{H} + \text{O}_2 + \text{M} \xrightarrow{4f} \text{HO}_2 + \text{M}$ and involving a composition-dependent factor α . Because of the very high H_2O chaperon efficiency of this last reaction, the resulting value of T_c varies with the amount of water vapor, which in turn depends on the composition of the fresh mixture.

The one-step chemistry, involving the non-Arrhenius rate displayed above, applies with excellent accuracy to the description of lean premixed hydrogen-air combustion, i.e. for values of the equivalence ratio $\phi \leq 0.5$ at atmospheric pressure, where

$$\phi = \frac{8Y_{\text{H}_2\infty}}{Y_{\text{O}_2\infty}} \quad (2)$$

when expressed as a function of the ambient mass fractions of hydrogen and oxygen. This one-step chemistry could be used in numerical and theoretical investigations of flame stability as well as dynamics of cellular fronts, thereby facilitating the numerical investigation of the intermediate range of flame structures encountered for decreasing values of the equivalence ratio, from steady planar flames to highly cellular flames involving an ensemble of flame balls [8]. An example of such applications include the direct numerical simulation of propagating flame cells, which becomes computationally expensive when detailed chemistry is used [23]. Also, numerical simulations of three-dimensional flame-ball dynamics, previously attempted with a generic Arrhenius chemistry model [24,25], could make use of the one-step $\text{H}_2\text{-O}_2$ reduced mechanism for a more realistic description, enabling the flame-ball response to be linked directly to the ambient conditions.

It was seen in [20] that, because of the large value of β present in the one-step rate, at leading order the flame-ball size is determined by the condition that radiation removes enough of the chemical heat for the flame temperature to remain close to the crossover value. The leading-order analytic solution computed in this way describes with excellent accuracy the variation of the flame-ball radius r_f with equivalence ratio ϕ along the upper branch of stable solutions, except near the lean limit, where it fails to give the turning point of the $r_f - \phi$ curve. The corresponding near-turning-point analysis, providing the flammability limit below which no flame ball may exist, is derived in the present work.

The paper begins by using numerical integrations to guide the selection of the initial conservation equations for the

analytical development, including simplified models for the chemistry and radiation. The radiation-free solution is investigated next to determine the leading-order solution for the lean flammability limit as well as the characteristic scales involved in the problem. Activation-energy asymptotics is then employed to find an analytical solution near the turning point, which requires scalings that are different depending on whether the ambient mixture does or does not contain water vapor. A two-term analytic expressions is then obtained for the critical hydrogen content at the turning point. The theoretical predictions are tested by comparisons with results of numerical integrations for atmospheric hydrogen-air flame balls with detailed chemistry and radiation models, showing excellent agreement for various extents of dilution with water vapor and nitrogen.

2. Simplifications to the chemistry and radiation descriptions

The structure of steady, spherically symmetrical flame balls is determined by integration of the convection-free energy and species conservation equations written for the temperature T and mass fractions Y_i of species i , including detailed descriptions for the transport, chemistry, and radiation, with symmetry conditions at the center and ambient values $T = T_\infty$ and $Y_i = Y_{i\infty}$ in the far field [17,18,19]. In fuel-lean hydrogen-air flame balls, the molecular transport is dominated by the abundant presence of nitrogen and oxygen, so that the thermal conductivity and the molecular diffusivities of the different species can be computed with the simple temperature-dependent laws suggested in [26] for methane-air flames. As shown previously [20], Soret diffusion of light species needs to be included if accurate results are desired. Besides, the computation requires specification of the chemical-reaction scheme, an appropriate choice being the so-called San Diego Mechanism of 21 steps [27,28]. It also requires taking appropriate account of H_2O radiation, with different levels of complexity being employed in previous studies. The most elaborate radiation model includes both emission and absorption, with radiative transport computed by a Statistical Narrow Band (SNB)- Discrete Ordinate method [29,30], while the simplest model assumes an optically thin medium, an approximation used, for instance, in [17,18,19]. We shall see below that the latter description becomes increasingly accurate as the flame-ball radius decreases near the lean limit, and it can be used, in particular, to compute the critical composition at the turning point with reasonably small errors that, in fact, are entirely negligible when water vapor is absent in the ambient mixture. As explained by Ronney [30], larger errors emerge for mixtures diluted with CO_2 ; for such cases, not considered here, an optically thin model is never a good approximation.

The results of the integrations for flame balls including detailed chemistry and an SNB model for radiation are shown in Figs. 1 and 2. The plots exhibit the variation with equivalence ratio of the flame-ball radius r_f , defined as the location where the rate of hydrogen consumption reaches a maximum, along with the variation of the peak temperature T_{\max} , which is always reached close to $r = r_f$. The

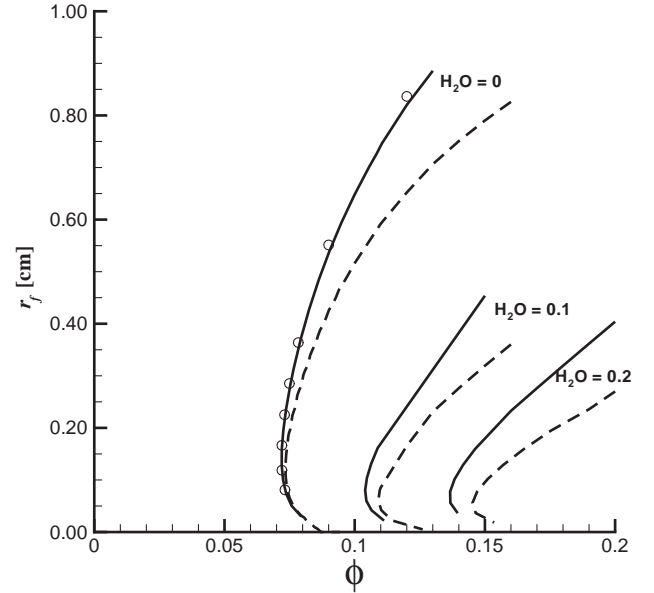


Fig. 1 – The variation with the equivalence ratio ϕ of the flame-ball radius as obtained from numerical integrations with the SNB radiation model and the 21-step chemical scheme (solid curves), with the SNB radiation model and the one-step reduced mechanism (circles), and with the optically thin approximation given in Eq. (18) and the one-step reduced mechanism (dashed curves); for three different values of the mass fraction of water vapor in the ambient atmosphere.

computations are for an ambient hydrogen-air mixture at pressure $p = 1$ atm and normal ambient temperature $T_\infty = 300$ K, and they also include test cases with water-vapor dilution corresponding to ambient mass fractions $Y_{H_2O_\infty} = 0.1$ and $Y_{H_2O_\infty} = 0.2$. As expected, two different solutions are found for values of ϕ above a critical value ϕ_1 and no solution exists for $\phi < \phi_1$.

Along with the plots of peak temperature, the computations for dry air in Fig. 2 include the variation with composition of the crossover temperature, as defined from Eq. (17). As can be seen, the resulting peak temperature is not too far above T_c with values $T_{\max} - T_c \sim \beta^{-1} T_c$. Under such low-temperature conditions, the previously derived one-step reduced mechanism becomes applicable [21,22], and it is seen in the comparisons shown in Figs. 1 and 2 that results for H_2 -air flame balls computed with the reduced chemistry, represented by circles, are very accurate. The one-step formula can therefore be used with confidence as a replacement for the 21-step chemistry to facilitate the analysis.

Simplifications to the SNB description of radiative heat losses are also needed to enable analytical results to be developed. Assuming the characteristic absorption length to be much larger than the characteristic flame-ball size leads to the well-known optically thin approximation, used in previous studies [17,18,19,20]. The results obtained with the one-step approximation for the chemistry combined with the optically thin approximation for radiation are shown as dashed curves in Figs. 1 and 2. As can be seen, in the range of ϕ

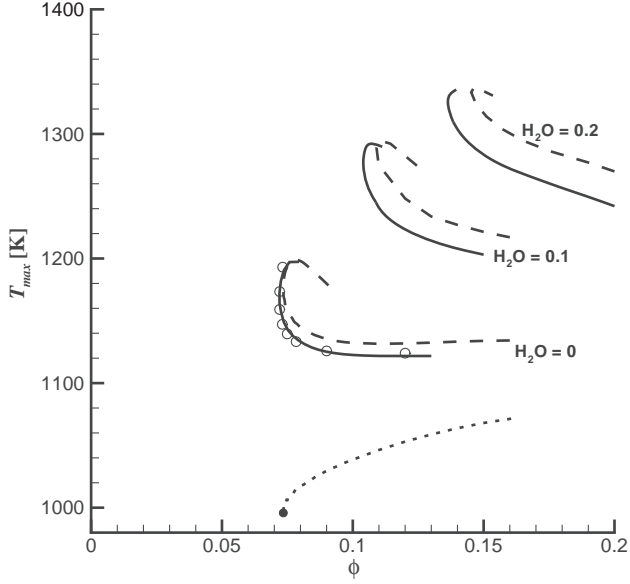


Fig. 2 – The variation with the equivalence ratio ϕ of the peak temperature as obtained from numerical integrations with the SNB radiation model and the 21-step chemical scheme (solid curves), with the SNB radiation model and the one-step reduced mechanism (circles), and with the optically thin approximation given in Eq. (18) and the one-step reduced mechanism (dashed curves); for three different values of the mass fraction of water vapor in the ambient atmosphere. The dotted curve represent the variation of the crossover temperature T_c , at which the rate (11) of the one-step computation with optically-thin radiation vanishes for dry air, with the solid circle representing the values obtained at the turning point.

considered, the optically thin approximation yields moderate errors in flame-ball radii, on the order of 20%, in agreement with previous numerical investigations [30]. Note, however, that the accuracy is much better for the computation of flammability conditions. In particular, for the dry hydrogen-air mixture, the turning point obtained with the optically thin approximation is extremely close to that determined with the SNB model. More noticeable departures appear with water vapor in the atmosphere, leading to overpredictions of ϕ_1 on the order of 5%. Since these errors are comparable to those expected from the asymptotic analysis presented below, the simple radiation law associated with the optically thin approximation, given below in Eq. (18), will be adopted in the following development.

Before proceeding with computations of steady flame balls it is worth commenting briefly on their stability. The solutions along the branch of small flame-ball radii, with almost negligible radiation, are known to be unstable to one-dimensional disturbances [15,16], whereas radiation helps stabilize the solutions along the upper branch in Fig. 1 (i.e., the lower branch in Fig. 2), which correspond to the large flame balls found in microgravity experiments [10,11,12,13]. Previous numerical computations [19] and theoretical analyses [16] indicate that the critical solution at the turning point is

unstable, with the first stable solution appearing in the upper branch for an equivalence ratio slightly larger than ϕ_1 . This stability characteristic was further verified in the present work by performing a number of transient computations, with the steady solution used as initial condition. The results indicated, in particular, that the instability for the solution along the upper branch occurs as a subcritical Hopf bifurcation. For the computations with a dry ambient shown in the figure, the bifurcation occurs for $\phi \approx 0.0753$. This value is in fact very close to the turning-point value $\phi_1 = 0.0735$, so that, for practical purposes, one may in principle neglect unsteady effects in defining the critical conditions for flame-ball existence. For this reason, in the following the flammability limit will be associated with the turning point of the steady solution.

Although flame-ball stability and dynamics will no longer be considered here, it should be noted that the scalings and flame-ball asymptotic structure identified below could be employed in future one-dimensional and three-dimensional stability analyses, the latter affecting the solution when the mixture becomes sufficiently rich [15,16]. The scalings also could be employed in bifurcation studies of self-drifting flame balls [31,32]. Many further investigations thus could be based on the formulation identified in the present paper.

3. Problem formulation

In the one-step approximation, only three chemical species (H_2 , O_2 and H_2O) need to be considered, so that the solution for the spherically symmetric, steady flame ball is determined by integrating

$$-\frac{1}{r^2} \frac{d}{dr} \left(\rho D_{O_2} r^2 \frac{dY_{O_2}}{dr} \right) = -W_{O_2} \omega \quad (3)$$

$$-\frac{1}{r^2} \frac{d}{dr} \left(\rho D_{H_2O} r^2 \frac{dY_{H_2O}}{dr} \right) = 2W_{H_2O} \omega \quad (4)$$

$$-\frac{1}{r^2} \frac{d}{dr} \left(\rho D r^2 \frac{dY}{dr} \right) = -2W_{H_2} \omega \quad (5)$$

and

$$-\frac{1}{r^2} \frac{d}{dr} \left(\lambda r^2 \frac{dT}{dr} \right) = -Q_R + 2W_{H_2} q \omega, \quad (6)$$

with boundary conditions $dT/dr = dY_i/dr = 0$ at $r = 0$ and $T - T_\infty = Y - Y_{H_2\infty} = Y_{O_2} - Y_{O_2\infty} = Y_{H_2O} - Y_{H_2O\infty} = 0$ as $r \rightarrow \infty$. Here, r is the distance from the flame-ball center, ρ is the density of the gas mixture, and W_i is the molecular weight of species i .

As previously explained, in fuel-lean hydrogen-air flame balls the thermal conductivity λ is dominated by nitrogen and oxygen, so that the approximate expression

$$\lambda/c_p = 2.58 \times 10^{-5} (T/298)^{0.7} \text{kg}/(\text{ms}), \quad (7)$$

suggested in [26] for methane-air flames, also dominated by these species, can be used with excellent accuracy. The specific heat at constant pressure $c_p = \sum_i c_{pi} Y_i$ is evaluated with use made of NASA polynomial fits for the temperature

dependence of c_{pi} for each species. At the same level of approximation [26], the molecular diffusivity D_i can be computed as the binary diffusion coefficient of the species i into nitrogen, according to

$$\rho D_i = 2.58 \times 10^{-5} (T/298)^{0.7} / L_i, \text{ kg}/(\text{ms}), \quad (8)$$

with Lewis numbers given by $L_i = (1.11, 0.30, 0.83)$ for $(\text{O}_2, \text{H}_2, \text{H}_2\text{O})$, respectively. Following [20], to incorporate in Eq. (5) the thermal diffusion and the molecular diffusion in a single Fickian-like diffusion equation the formulation introduces a modified fuel mass fraction

$$Y = (T/T_\infty)^{\alpha_{\text{H}_2}} Y_{\text{H}_2}, \quad (9)$$

and a modified diffusivity

$$D = (T/T_\infty)^{-\alpha_{\text{H}_2}} D_{\text{H}_2}, \quad (10)$$

with $\alpha_{\text{H}_2} = -0.29$ representing the H_2 Soret factor [33]. The rate ω (moles per unit volume per unit time) for the overall reaction $2\text{H}_2 + \text{O}_2 \rightarrow 2\text{H}_2\text{O}$ is given by [21]

$$\omega = \frac{1}{GH} \left(\frac{k_{1f}}{\alpha k_{4f} C_M} - 1 \right) \frac{k_{2f} k_{3f}}{k_{1b}} (\rho Y_{\text{H}_2} / W_{\text{H}_2})^2, \quad (11)$$

where the subscripts f and b denote the forward and backward specific reaction-rate constants for the steps $\text{H} + \text{O} \xrightleftharpoons{1} \text{OH} + \text{O}$, $\text{H}_2 + \text{O} \xrightleftharpoons{2} \text{OH} + \text{H}$, $\text{H}_2 + \text{OH} \xrightleftharpoons{3} \text{H}_2\text{O} + \text{H}$, and $\text{H} + \text{O}_2 + \text{M} \xrightleftharpoons{4f} \text{HO}_2 + \text{M}$, and C_M represents the effective third-body concentration of reaction 4f, which accounts for the non-unity chaperon efficiencies of H_2O and H_2 , while

$$G = \frac{1 + \gamma_{3b}}{2} + \frac{F}{2} \left\{ \left[1 + 2(3 + \gamma_{3b})/F + (1 + \gamma_{3b})^2/F^2 \right]^{1/2} - 1 \right\}, \quad (12)$$

$$H = \frac{1}{2} + \frac{1}{2} \left[1 + \frac{4Fk_{7f}}{(k_{5f} + k_{6f})} \frac{k_{2b} k_{2f}}{\alpha k_{1b} k_{3f}} \left(\frac{k_{1f}}{\alpha k_{4f} C_M} - 1 \right) \right]^{1/2}, \quad (13)$$

and

$$\alpha = \frac{k_{6f} F / (k_{5f} + k_{6f}) + G}{F + G} \quad (14)$$

are order-unity functions of the composition and temperature [21] involving the reaction-rate constants of the additional reactions $\text{HO}_2 + \text{H} \xrightarrow{5f} \text{OH} + \text{OH}$, $\text{HO}_2 + \text{H} \xrightarrow{6f} \text{H}_2 + \text{O}_2$, and $\text{HO}_2 + \text{OH} \xrightarrow{7f} \text{H}_2\text{O} + \text{O}_2$, with

$$F = \frac{k_{5f} + k_{6f}}{k_{7f}} \frac{k_{3f}}{k_{4f} C_M} \frac{Y_{\text{H}_2} / W_{\text{H}_2}}{Y_{\text{O}_2} / W_{\text{O}_2}}, \quad (15)$$

and

$$\gamma_{3b} = \frac{k_{3b} Y_{\text{H}_2\text{O}} / W_{\text{H}_2\text{O}}}{k_{4f} C_M Y_{\text{O}_2} / W_{\text{O}_2}} \quad (16)$$

The reaction rate given in Eq. (11) applies for temperatures larger than a crossover value T_c for which

$$k_{1f} = \alpha k_{4f} C_M, \quad (17)$$

whereas at temperatures $T < T_c$ the one-step approximation predicts $\omega = 0$ as a consequence of the disappearance of the radicals. The value of T_c depends on the local H_2 content through α , which equals unity for $Y_{\text{H}_2} = 0$ because $F = 0$ but decreases toward $\alpha = k_{6f} / (k_{5f} + k_{6f}) = 1/6$ with increasing

hydrogen concentration. The amount of heat released per unit mass of fuel consumed q , appearing in [6], can be computed from the enthalpy of formation of water vapor $h_{\text{H}_2\text{O}}^0$ according to $q = -h_{\text{H}_2\text{O}}^0 / W_{\text{H}_2} = 1.21 \times 10^5 \text{ kJ}/\text{kg}$.

The radiant heat loss per unit volume is given by the familiar approximation

$$Q_R = 4\kappa_{\text{H}_2\text{O}} \sigma p (W/W_{\text{H}_2\text{O}}) Y_{\text{H}_2\text{O}} (T^4 - T_\infty^4), \quad (18)$$

where W represents the mean molecular weight of the gas mixture, and σ and $\kappa_{\text{H}_2\text{O}}$ denote the Stefan–Boltzmann constant and the Plank-mean absorption coefficient, respectively, with the latter being a function of the local temperature [34] that in the range of temperatures of interest ($270 < T < 1300 \text{ K}$) can be shown to be accurately represented by the expression $\kappa_{\text{H}_2\text{O}} = 5.72 \times 10^{-4} (T/298)^{-2} \text{ s}^2/\text{kg}$ [20].

As in [20], we shall use the assumption, not strictly necessary, of equal temperature dependence of the diffusivities D , D_{O_2} and $D_{\text{H}_2\text{O}}$, so that the two simple relations

$$Y_{\text{H}_2\text{O}} - Y_{\text{H}_2\text{O}_\infty} = 2 \frac{W_{\text{H}_2\text{O}}}{W_{\text{O}_2}} \frac{D_{\text{O}_2}}{D_{\text{H}_2\text{O}}} (Y_{\text{O}_2_\infty} - Y_{\text{O}_2}) = \frac{W_{\text{H}_2\text{O}}}{W_{\text{H}_2}} \frac{D}{D_{\text{H}_2\text{O}}} (Y_{\text{H}_2_\infty} - Y) \quad (19)$$

can be readily obtained by integration of linear combinations of Eqs. (3)–(5). In this approximation, the effect of thermal diffusion is incorporated by using in evaluating Eq. (19) an averaged increased diffusivity $D/D_{\text{H}_2} = 1.154$, obtained from [8] at an average temperature ratio, yielding [20]

$$Y_{\text{H}_2\text{O}_r} = Y_{\text{H}_2\text{O}_\infty} + \frac{W_{\text{H}_2\text{O}}}{W_{\text{H}_2}} \frac{D}{D_{\text{H}_2\text{O}}} Y_{\text{H}_2_\infty} = Y_{\text{H}_2\text{O}_\infty} + 28.7 Y_{\text{H}_2_\infty} \quad (20)$$

and

$$\frac{Y_{\text{O}_2r}}{Y_{\text{O}_2_\infty}} = 1 - \frac{1}{2} \frac{W_{\text{O}_2}}{W_{\text{H}_2}} \frac{D}{D_{\text{O}_2}} \frac{Y_{\text{H}_2_\infty}}{Y_{\text{O}_2_\infty}} = 1 - \phi/0.234, \quad (21)$$

for the water vapor and oxygen mass fractions in the reaction zone. With these simplifications, the problem reduces to that of integrating

$$\frac{1}{r^2} \frac{d}{dr} \left(\rho D r^2 \frac{dY}{dr} \right) = 2W_{\text{H}_2} \omega \quad (22)$$

and

$$\frac{1}{r^2} \frac{d}{dr} \left(\lambda r^2 \frac{dT}{dr} \right) = 4\kappa_{\text{H}_2\text{O}} \sigma p \frac{W}{W_{\text{H}_2\text{O}}} Y_{\text{H}_2\text{O}} (T^4 - T_\infty^4) - 2W_{\text{H}_2} q \omega, \quad (23)$$

with boundary conditions $dT/dr = dY/dr = 0$ at $r = 0$ and $T - T_\infty = Y - Y_{\text{H}_2_\infty} = 0$ as $r \rightarrow \infty$. The expressions given in Eqs. (20) and (21) are to be used in evaluating the reaction rate Eq. (11). As an additional simplification [20], the specific heat at constant pressure can be computed from the approximate formula $c_p = c_{p_\infty} (T/T_\infty)^{0.15}$, where c_{p_∞} is the value of c_p in the ambient atmosphere; this is very accurate for the lean conditions considered and yields $\lambda \propto T^\nu$ and $\rho D \propto T^\gamma$ with

$$\nu = 0.85 \text{ and } \gamma = 0.99 \quad (24)$$

for the temperature dependences of the transport coefficients appearing in Eqs. (22) and (23).

Because of the relatively large activation temperature of reaction 1f, $T_{a_{1f}} = 8590 \text{ K}$, the overall rate ω given in Eq. (11) is

very sensitive to changes in temperature through the term $k_{1f}/(\alpha k_{4f} C_M)$ appearing in the cutoff factor. The associated value of the dimensionless activation energy

$$\beta = T_{a1f}/T_c + n_{1f} - n_{4f} + 1, \quad (25)$$

evaluated at the crossover temperature, with account taken of the additional algebraic temperature dependences $T^{n_{1f}}$ and $T^{n_{4f}-1}$ of k_{1f} and $k_{4f} C_M$, where $n_{1f} = -0.7$ and $n_{4f} = -1.4$, is found to be of order 10. The factor $\rho^2 k_{2f} k_{3f}/k_{1b}$ in Eq. (11) introduces a nonnegligible additional temperature dependence, characterized by the dimensionless activation energy

$$\mu\beta = (T_{a2f} + T_{a3f} - T_{a1b})/T_c + n_{2f} + n_{3f} - n_{1b} - 2 = 7. \quad (26)$$

Because of these temperature sensitivities, the solution exhibits a thin reaction layer centered at $r = r_f$ with an apparent peak temperature $T = T_f$ that differs by a small relative amount of order β^{-1} from the crossover temperature T_c along the upper branch of stable solutions [20].

4. The radiation-free solution

As a first step in analyzing the solution near the turning point, it is necessary to investigate initially the flame-ball solution that appears in the absence of radiation, the case considered originally by Zeldovich using Arrhenius kinetics with large activation energy [9]. Zeldovich found that, because of the strong temperature dependence of the chemistry, the reaction is confined to a thin layer centered at $r = r_f$, where the deficient reactant is consumed, separating a central equilibrium region for $r < r_f$ with zero reactant concentration from an outer region for $r > r_f$ where the chemical reaction is frozen.

The corresponding radiation-free analysis will be carried out here for the one-step reduced mechanism that describes hydrogen oxidation for temperatures near crossover. Because of the large temperature sensitivities of the reaction, the solution exhibits also in this case the characteristic thin-reaction-layer structure found in the Zeldovich analysis. A remarkable difference with the previous work is that, while the Arrhenius kinetics employed by Zeldovich provides no flammability limit, the presence of the factor $k_{1f}/(\alpha k_{4f} C_M) - 1$ in the non-Arrhenius rate (11) introduces a kinetically controlled flammability limit for hydrogen-air combustion, associated with the limiting mixture conditions for which the peak temperature equals the crossover temperature T_c .

The analysis with radiation neglected begins by integrating twice a chemistry-free linear combination of Eqs. (22) and (23) to yield

$$\frac{L_{H_2} C_{p\infty} T_\infty}{1 + \nu - \gamma} \left(\frac{T}{T_\infty}\right)^{1+\nu-\gamma} + qY = \frac{L_{H_2} C_{p\infty} T_\infty}{1 + \nu - \gamma} + qY_{H_{2\infty}}, \quad (27)$$

which can be evaluated at the flame, where $Y = 0$ to give an expression determining the flame-ball temperature

$$\left(\frac{T_f}{T_\infty}\right)^{1+\nu-\gamma} = 1 + \frac{(1 + \nu - \gamma)qY_{H_{2\infty}}}{L_{H_2} C_{p\infty} T_\infty} \quad (28)$$

For $r > r_f$ the reaction is frozen and one may integrate Eq. (22) with boundary conditions $Y = 0$ at $r = r_f$ and $Y = Y_{H_{2\infty}}$ at

$r = \infty$ to give the diffusive flux of hydrogen into the reaction sheet, from

$$\left(\frac{dY}{dr}\right)_{r_f} = \frac{1 + \nu - \gamma}{1 + \nu} \frac{(T_f/T_\infty)^{1+\nu} - 1}{(T_f/T_\infty)^\gamma [(T_f/T_\infty)^{1+\nu-\gamma} - 1]} \frac{Y_{H_{2\infty}}}{r_f}, \quad (29)$$

which is consumed according to

$$\frac{(\rho D)_f}{4W_{H_2}} \left(\frac{dY}{dr}\right)_{r_f}^2 = \int_0^\infty \omega dY, \quad (30)$$

obtained from integration of the quasi-planar form of Eq. (22) across the thin reaction layer after multiplication by dY/dr , with the value of $(\rho D)_f$ evaluated at the flame temperature. The reaction rate ω appearing in the above integral is given in Eq. (11). In performing the integral, use must be made of Eq. (27) to give T as a function of Y , while the constant reaction-sheet values Y_{H_2O} , and Y_{O_2} , given in Eqs. (20) and (21) can be used to evaluate the water-vapor and oxygen mass fractions. Equations (29) and (30) determine the flame-ball radius r_f once the peak temperature is obtained from Eq. (28). We shall see below that this radiation-free analysis provides the leading-order solution for hydrogen-air flame balls in the double asymptotic limit of large activation energy and small radiation losses, to be presented below in dimensionless form, so that, for instance, Eq. (30) is to be rewritten in Eq. (43) in non-dimensional form.

The analysis described above fails as the peak temperature decreases to the crossover value T_c , defined from Eq. (17), corresponding to a critical value of the fuel mass fraction

$$Y_{H_{2\infty}}^o = \frac{L_{H_2} [(T_c/T_\infty)^{1+\nu-\gamma} - 1]}{(1 + \nu - \gamma)q/(C_{p\infty} T_\infty)}. \quad (31)$$

As $Y_{H_{2\infty}} \rightarrow Y_{H_{2\infty}}^o$ the reaction rate ω diminishes, resulting in a vanishing value of $(dY/dr)_{r_f}$ for $Y_{H_{2\infty}} = Y_{H_{2\infty}}^o$ as dictated by Eq. (30) and a corresponding diverging value of $r_f \rightarrow \infty$ as given by Eq. (29). Clearly, the expression given in Eq. (31) provides a first-order estimate of the critical H_2 mass fraction at the flammability limit. In the evaluation, the crossover temperature $T_c = T_c^o$ must be computed from

$$k_{1f} = k_{4f} C_M, \quad (32)$$

obtained from Eq. (17) with $\alpha = 1$, as corresponds to the vanishing H_2 concentration found in the reaction layer at the flammability limit. Since the effective third-body efficiency [27,28]

$$C_M = \frac{p}{R^o T} (1 + 15Y_{H_2O}, W/W_{H_2O}) \quad (33)$$

depends on the water-vapor mass fraction, given in Eq. (20) as a function of $Y_{H_{2\infty}}$, Eqs. (31) and (32) are coupled and need to be solved simultaneously to determine T_c^o and $Y_{H_{2\infty}}^o$.

Note that, because of the small value of the Lewis number $L_{H_2} = 0.3$, the peak temperature at the reaction layer given in Eq. (28) is a factor $L_{H_2}^{-1}$ larger than the adiabatic flame temperature corresponding to the planar flame. Correspondingly, the critical H_2 content at extinction, given in Eq. (31), is a factor L_{H_2} smaller than its planar-flame counterpart, a consequence of preferential diffusion first pointed out by Joulin [35]. For

instance, for a H₂-air mixture at $T_\infty = 300$ K and $p = 1$ atm, solving Eqs. (31) and (32) yields $T_c^0 = 1049$ K and $Y_{\text{H}_2\text{O}_\infty}^0 = 0.00173$, giving at this order $\phi_l^0 = 0.059$ for the equivalence ratio at the lean flammability limit, to be compared with the value $\phi_l = 0.251$ obtained from planar-deflagration computations [21,22]. Also of interest is that the temperature dependence of the transport coefficients (including Soret effects) is present in the solution at this order through the non-unity factor $1 + \nu - \gamma$ appearing in Eq. (31), needed for increased accuracy. The appearance of the turning point, as a result of the near-crossover competition between effects of radiation and finite-rate kinetics, will next be seen to introduce a correction to the leading-order prediction given in Eq. (31)

5. Characteristic scales near the turning point

The characteristic flame-ball size near the turning point can be estimated by anticipating that the transition between the two branches of solutions occurs when the peak temperature differs from the crossover value by a small amount of order $T_f - T_c \sim \beta^{-1}T_c$, with $Y \sim \beta^{-1}Y_{\text{H}_2\text{O}_\infty}$ in the reaction layer. Since the diffusive flux of hydrogen is of order $dY/dr \sim Y_{\text{H}_2\text{O}_\infty}/r_o$, with r_o representing the characteristic flame-ball radius, the reaction-layer thickness can be expected to be of order $\beta^{-1}r_o$. Using these estimates in Eq. (30) with use made of Eq. (11) to evaluate ω yields

$$r_o = \left(\frac{\beta^3 D_c G_c H_c}{2(k_{2f}k_{3f}/k_{1b})_c (\rho_c Y_{\text{H}_2\text{O}_\infty}/W_{\text{H}_2})} \right)^{1/2} \quad (34)$$

for the characteristic flame-ball radius near the turning point, where the subscript c denotes quantities evaluated at the crossover temperature T_c^0 , also used in evaluating β from Eq. (25).

Flame balls near the turning point are sufficiently small for radiation to be relatively weak, as can be seen by evaluating the order-of-magnitude ratio $O(Q_R)/O(\nabla \cdot (\lambda \nabla T))$, involving the characteristic magnitudes of the volumetric heat losses by radiation and conduction. When the ambient atmosphere is free from water vapor, it is appropriate to use the characteristic reaction-layer value $Y_{\text{H}_2\text{O}_r} = 28.7Y_{\text{H}_2\text{O}_\infty}$ computed from Eq. (20) to evaluate Eq. (18), thereby yielding the radiation-to-conduction ratio

$$\epsilon = 4\kappa_{\text{H}_2\text{O}_c} \sigma p (W_\infty/W_{\text{H}_2\text{O}}) Y_{\text{H}_2\text{O}_r} T_c^3 r_o^2 / \lambda_c \quad (35)$$

If water vapor is present in the atmosphere, however, then the alternative parameter

$$\epsilon_W = 4\kappa_{\text{H}_2\text{O}_c} \sigma p (W_\infty/W_{\text{H}_2\text{O}}) Y_{\text{H}_2\text{O}_\infty} T_c^3 r_o^2 / \lambda_c \quad (36)$$

is a more appropriate measure of the radiation effect. Both ϵ and ϵ_W typically take on small values. For instance, the parameter ϵ , a function of the temperature, gives $\epsilon \approx 0.05$, independent of $Y_{\text{H}_2\text{O}_\infty}$, when evaluated at $T_c \approx 1000$ K with the ambient mean molecular weight W_∞ taken to be equal to that of air. As a result, radiation is unimportant, at leading order, at distances of order r_o , and it only becomes significant far from the flame ball, at large distances, of order $\epsilon^{-1}r_o$ for $Y_{\text{H}_2\text{O}_\infty} = 0$ and $\epsilon_W^{-1/2}r_o$ for $Y_{\text{H}_2\text{O}_\infty} \neq 0$. Its effect in the far field is that of

introducing an apparent ambient temperature T_∞^* for the description of the temperature field at distances of order r_o . For the values of ϵ and ϵ_W typically encountered, the characteristic values of the corresponding relative temperature decrements, given by $(T_\infty - T_\infty^*)/T_c \sim \epsilon \ln(\epsilon^{-1})$ when $Y_{\text{H}_2\text{O}_\infty} = 0$ and by $(T_\infty - T_\infty^*)/T_c \sim \epsilon_W^{1/2}$ when $Y_{\text{H}_2\text{O}_\infty} \neq 0$, turn out to be of order β^{-1} , and are therefore large enough to affect the solution at leading order, modifying the flame-ball radius and enabling the transition to the upper branch through a turning point in the $r_f - \phi$ curve to occur. These observations suggest the use of the distinguished limit $\beta \epsilon \ln(\epsilon^{-1}) \sim O(1)$ (or $\beta \epsilon_W^{1/2} \sim O(1)$) for the asymptotic treatment of the flame-ball problem for $\beta \gg 1$ and $\epsilon \ll 1$ (or $\epsilon_W \ll 1$).

6. Solution for $\beta \gg 1$ with $\epsilon \ll 1$ ($\epsilon_W \ll 1$)

6.1. Governing equations

Introducing the dimensionless variables $\xi = r/r_o$, $\theta = T/T_c$, and $y = Y/Y_{\text{H}_2\text{O}_\infty}$, reduces Eqs. (22) and (23) to

$$\frac{1}{\xi^2} \frac{d}{d\xi} \left(\theta^\gamma \xi^2 \frac{dy}{d\xi} \right) = \Omega \quad (37)$$

and

$$\frac{1}{\xi^2} \frac{d}{d\xi} \left(\theta^\gamma \xi^2 \frac{d\theta}{d\xi} \right) = \tilde{Q}_R - \tilde{q}\Omega, \quad (38)$$

where

$$\tilde{q} = \frac{q Y_{\text{H}_2\text{O}_\infty}}{L_{\text{H}_2} (T_c^0/T_\infty)^{1+\nu-\gamma} c_{p\infty} T_\infty}, \quad (39)$$

$$\tilde{Q}_R = \begin{cases} \epsilon(1-y)(\theta^4 - \theta_\infty^4)/\theta^2 & \text{for } Y_{\text{H}_2\text{O}_\infty} = 0 \\ \epsilon_W [1 + 28.7(Y_{\text{H}_2\text{O}_\infty}/Y_{\text{H}_2\text{O}_\infty}) (1-y)] (\theta^4 - \theta_\infty^4)/\theta^2 & \text{for } Y_{\text{H}_2\text{O}_\infty} > 0 \end{cases} \quad (40)$$

and

$$\Omega = \beta^3 \exp\left(\mu \beta \frac{\theta - 1}{\theta}\right) \left[\exp\left(\beta \frac{\theta - 1}{\theta}\right) - 1 \right] y^2, \quad (41)$$

for $\theta > 1$ while $\Omega = 0$ for $\theta \leq 1$. Appropriate boundary conditions are $dy/d\xi = d\theta/d\xi = 0$ at $\xi = 0$ and $y - 1 = \theta - \theta_\infty = 0$ as $\xi \rightarrow \infty$. It is clear from the above dimensionless problem that in the limit $\epsilon \ll 1$ (i.e., $\epsilon_W \ll 1$) radiation is negligible at distances of order $\xi \sim O(1)$ and that the chemical term balances the diffusion and conduction terms in the reaction layer, of thickness β^{-1} , where $y \sim \beta^{-1}$ and $\theta - 1 \sim \beta^{-1}$.

6.2. Near-field solution

In the limit $\beta \rightarrow \infty$ the reaction is confined to a thin sheet located at $\xi = \xi_f$, across which the gradients of temperature and fuel mass fraction are related by the jump condition

$$\left(\frac{d\theta}{d\xi} \right)_{\xi_f^-} - \left(\frac{d\theta}{d\xi} \right)_{\xi_f^+} = \tilde{q} \theta_f^{\gamma-\nu} \left(\frac{dy}{d\xi} \right)_{\xi_f^+}. \quad (42)$$

A second equation determining the burning rate at the flame comes from integrating Eq. (37) across the reaction layer to give

$$\frac{1}{2}\theta_f^\gamma \left(\frac{dy}{d\xi}\right)_{\xi_f^+}^2 = \int_0^{y_c} \Omega dy, \quad (43)$$

the dimensionless counterpart of Eq. (30). Computation of the integral requires use of $\theta_f - \theta = \tilde{q}\theta_f^{\nu-\gamma}y$ to evaluate the reaction rate Ω given in Eq. (41), with the condition $\Omega = 0$ for $\theta \leq 1$ introducing an upper limit of integration

$$y_c = (\theta_f - 1) / (\tilde{q}\theta_f^{\nu-\gamma}), \quad (44)$$

associated with the fuel concentration at the location where $\theta = 1$, a quantity of order β^{-1} .

Since $\varepsilon \ll 1$, the solution in the near field, corresponding to distances $\xi \sim O(1)$, can be determined at leading order with radiation neglected to obtain results with errors of order ε . Integration of Eqs. (37) and (38) with the preceding conditions then yields simply $\theta - \theta_f = y = 0$ for $\xi < \xi_f$, and

$$\theta^{1+\nu} = \theta_f^{1+\nu} - \left[\theta_f^{1+\nu} - (\theta_\infty^*)^{1+\nu}\right] \left(1 - \frac{\xi_f}{\xi}\right) \quad (45)$$

and

$$1 - y = \frac{\theta^{1+\nu-\gamma} - (\theta_\infty^*)^{1+\nu-\gamma}}{\theta_f^{1+\nu-\gamma} - (\theta_\infty^*)^{1+\nu-\gamma}} \quad (46)$$

for $\xi > \xi_f$. In anticipation of the fact that the effect of radiation modifies the far-field temperature profile in Eqs. (45) and (46), an apparent ambient temperature θ_∞^* has been introduced to replace θ_∞ as the boundary condition for $\xi \rightarrow \infty$. Eq. (46) gives the gradient

$$\left(\frac{dy}{d\xi}\right)_{\xi_f^+} = -\frac{(1+\nu-\gamma)\theta_f^{\nu-\gamma}}{\theta_f^{1+\nu-\gamma} - (\theta_\infty^*)^{1+\nu-\gamma}} \left(\frac{d\theta}{d\xi}\right)_{\xi_f^+}, \quad (47)$$

where

$$\left(\frac{d\theta}{d\xi}\right)_{\xi_f^+} = \frac{\theta_f^{1+\nu} - (\theta_\infty^*)^{1+\nu}}{(1+\nu)\theta_f^\nu \xi_f} \quad (48)$$

is determined from Eq. (45). Since $(d\theta/d\xi)_{\xi_f^-} = 0$ (i.e., $\theta = \theta_f$ for $\xi < \xi_f$), substitution of Eq. (47) into Eq. (42) provides the relationship

$$\tilde{q} = \frac{\theta_f^{1+\nu-\gamma} - (\theta_\infty^*)^{1+\nu-\gamma}}{1+\nu-\gamma}. \quad (49)$$

On the other hand, using Eqs. (47) and (48) to express $(dy/d\xi)_{\xi_f^+}$ reduces Eq. (43) to

$$\frac{1}{2\theta_f^\gamma} \left(\frac{1+\nu-\gamma}{1+\nu}\right)^2 \left(\frac{\theta_f^{1+\nu} - (\theta_\infty^*)^{1+\nu}}{\theta_f^{1+\nu-\gamma} - (\theta_\infty^*)^{1+\nu-\gamma}}\right)^2 \frac{1}{\xi_f^2} = \int_0^{y_c} \Omega dy. \quad (50)$$

The turning point appears for values of $Y_{H_{2\infty}}$ close to $Y_{H_{2\infty}}^0$ and corresponding values of θ_f close to unity. It is then appropriate to linearize Eq. (49) for $\tilde{q} - (1 - \theta_\infty^{1+\nu-\gamma}) / (1 + \nu - \gamma) \ll 1$ to yield the approximate expression

$$\tilde{q} - \frac{1 - \theta_\infty^{1+\nu-\gamma}}{1 + \nu - \gamma} = (\theta_f - 1) + (\theta_\infty - \theta_\infty^*). \quad (51)$$

For the description of the turning point in the limit $\beta \gg 1$, it is convenient to introduce the reduced variables

$$\Theta_f = \beta(\theta_f - 1) \quad (52)$$

and

$$Q = \beta \left(\tilde{q} - \frac{1 - \theta_\infty^{1+\nu-\gamma}}{1 + \nu - \gamma} \right). \quad (53)$$

Note that $(1 - \theta_\infty^{1+\nu-\gamma}) / (1 + \nu - \gamma)$ is the value of \tilde{q} evaluated with the limiting fuel mass fraction $Y_{H_{2\infty}}^0$, as can be seen from Eqs. (31) and (39), so that

$$Q = \beta \frac{1 - \theta_\infty^{1+\nu-\gamma}}{1 + \nu - \gamma} \left(\frac{Y_{H_{2\infty}} - Y_{H_{2\infty}}^0}{Y_{H_{2\infty}}^0} \right), \quad (54)$$

can be seen as a reduced equivalence ratio measuring the departures of the mixture fuel content from the critical value corresponding to the radiation-free flammability limit. In terms of Θ_f and Q the expression given in Eq. (51) reduces to

$$Q = \Theta_f + \beta(\theta_\infty - \theta_\infty^*), \quad (55)$$

establishing a balance between the non-dimensional heat release by chemical reaction Q , the non-dimensional temperature increment Θ_f , and the non-dimensional far-field heat losses by radiation, $\beta(\theta_\infty - \theta_\infty^*)$. At the same level of approximation, the reaction-rate integral in Eq. (50) can be evaluated explicitly, and the result is that Eq. (50) can be written for near-turning-point conditions in terms of the normalized radius

$$R_f = \frac{(1+\nu)(1+\nu-\gamma)^{1/2}}{(1-\theta_\infty^{1+\nu})(1-\theta_\infty^{1+\nu-\gamma})^{1/2}} \xi_f, \quad (56)$$

as

$$\frac{1}{R_f^2} = 4e^{\Theta_f} \left(\frac{e^{\Theta_f}}{(\mu+1)^3} - \frac{1}{\mu^3} \right) + \frac{2\Theta_f^2}{\mu(\mu+1)} + \frac{4\Theta_f(1+2\mu)}{\mu^2(\mu+1)^2} + \frac{4(3\mu^2+3\mu+1)}{\mu^3(\mu+1)^3}. \quad (57)$$

In this expansion the value $\mu = 0.7$ will be used below for computational purposes (see the discussion following Eq. (25)). Note that in the limit of large activation energy considered here, the dimensionless variables Θ_f , Q and R_f of order unity, defined in Eqs. (52), (54), and (56), are appropriately scaled measures for T_f , ϕ and r_f near the turning point. Correspondingly, the curves to be obtained below for the variation of R_f and Θ_f with Q , shown in Fig. 3, are merely an appropriately rescaled representation near the turning point of the corresponding dimensional plots shown in Figs. 1 and 2.

Equations (55) and (57) determine R_f and Θ_f for a given value of $\beta(\theta_\infty - \theta_\infty^*)$. This apparent ambient-temperature modification is determined from matching the temperature profile given in Eq. (45), which as $\xi \rightarrow \infty$ takes the form

$$\theta - \theta_\infty = \frac{1 - \theta_\infty^{1+\nu}}{(1+\nu)\theta_\infty^\nu} \frac{\xi_f}{\xi} - (\theta_\infty - \theta_\infty^*), \quad (58)$$

with the solution in the far-field region, where radiation enters at leading order in determining the final decay toward the boundary value θ_∞ . The far-field solution is different depending on whether or not the ambient atmosphere contains water vapor, leading to different expressions for the turning-point curves.

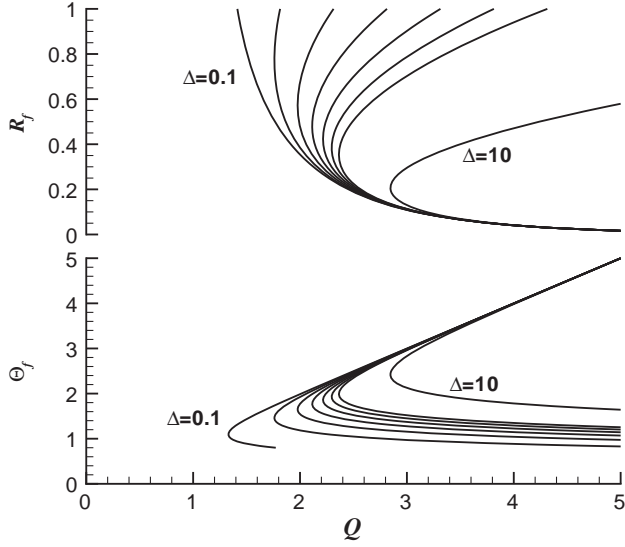


Fig. 3 – The variation of the scaled non-dimensional flame-ball radius R_f and of the reduced non-dimensional flame-ball temperature Θ_f with the appropriate reduced equivalence ratio Q as obtained from Eqs. (57) and (64) for values of the relevant non-dimensional radiant heat-loss parameter (65) $\Delta = (0.1, 0.5, 1, 1.5, 2, 2.5, 3, 10)$.

6.3. The turning point for $Y_{H_2O_\infty} = 0$

With the water-vapor concentration decaying in the far field according to $1 - y \propto 1/\xi$, radiation is seen to become comparable to conduction at large distances of order $\xi \sim \varepsilon^{-1}$, where $\theta - \theta_\infty \sim \varepsilon$. The solution is obtained by integrating

$$\frac{d}{d\eta} \left(\eta^2 \frac{d\tilde{\theta}}{d\eta} \right) = \Lambda \eta \tilde{\theta} / \xi_f, \quad \begin{cases} \eta \rightarrow 0: & \eta^2 d\tilde{\theta}/d\eta \rightarrow -\xi_f, \\ \eta \rightarrow \infty: & \tilde{\theta} \rightarrow 0 \end{cases} \quad (59)$$

where $\eta = \varepsilon \xi$,

$$\tilde{\theta} = \frac{(1+\nu)\theta_\infty^*}{1-\theta_\infty^{1+\nu}} \frac{\theta - \theta_\infty}{\varepsilon} \quad (60)$$

and

$$\Lambda = 4 \frac{1+\nu-\gamma}{1+\nu} \frac{\theta_\infty^{1-\nu-\gamma} (1-\theta_\infty^{1+\nu})}{(1-\theta_\infty^{1+\nu-\gamma})} \xi_f^2. \quad (61)$$

As $\eta \rightarrow 0$ the solution of Eq. (59) is seen to be

$$\tilde{\theta} = \xi_f / \eta + \Lambda \ln \eta, \quad (62)$$

so that matching with the inner solution given in Eq. (58) provides in this case

$$\theta_\infty - \theta_\infty^* = \frac{\Lambda(1-\theta_\infty^{1+\nu})}{(1+\nu)\theta_\infty^*} \varepsilon \ln(\varepsilon^{-1}), \quad (63)$$

to be substituted into Eq. (55) to yield

$$Q = \Theta_f + \Delta R_f^2, \quad (64)$$

where

$$\Delta = \frac{4\theta_\infty^{1-2\nu-\gamma} (1-\theta_\infty^{1+\nu})^4}{(1+\nu)^4} \beta \varepsilon \ln(\varepsilon^{-1}). \quad (65)$$

The solution then depends on the radiation parameter, Δ , of order unity. Sample plots showing the variations of the normalized flame-ball radius R_f and the reduced peak temperature Θ_f , as functions of the reduced equivalence ratio Q , obtained from simultaneously solving Eqs. (57) and (64), are shown in Fig. 3 for different values of Δ . As can be seen, two solutions are found for $Q > Q_i$, and no solution exist for $Q < Q_i$. For $Q \rightarrow \infty$, along the upper branch the radius increases and the peak temperature approaches crossover according to $R_f \approx (Q/\Delta)^{1/2}$ and, since the first four terms vanish in the expansion of Eq. (57) for small Θ_f , $\Theta_f \approx (6\Delta/Q)^{1/4}$. The solution therefore evolves to approach that previously given in [20] for flame balls away from the turning point, with the flame-ball radius determined by the condition that radiant heat losses remove enough of the heat released by chemical reaction at the flame to keep $T_f = T_c$. On the other hand, the solution for the Zeldovich lower branch, with negligible radiation, increasing temperature, and vanishing radius, reduces to $\Theta_f \approx Q$ and $R_f \approx \frac{1}{2}(1+\mu)^{3/2} \exp[-(1+\mu)Q/2]$. The numerical computations shown in Figs. 1 and 2 indicate that this last asymptotic solution fails away from the turning point, with the temperature eventually decreasing after reaching a maximum. This failure occurs when r_f reaches small values, indicating that for small flame balls in richer mixtures the chemical reaction no longer occurs in a thin layer where the fuel is completely consumed, but rather in a central region with incomplete hydrogen consumption.

6.4. The turning point for $Y_{H_2O_\infty} > 0$

When water vapor is present in the surrounding atmosphere radiation losses enter to modify the temperature field at relative distances of order $\xi \sim \varepsilon_W^{-1/2}$, where $\theta - \theta_\infty \sim \varepsilon_W^{1/2}$, so that $\varepsilon_W^{1/2}$ must replace ε in the definitions of η and $\tilde{\theta}$. The solution for the temperature profile, $\tilde{\theta} = \xi_f \exp[-2\theta_\infty^{(1-\nu)/2} \eta] / \eta$, obtained by integrating

$$\frac{1}{\eta^2} \frac{d}{d\eta} \left(\eta^2 \frac{d\tilde{\theta}}{d\eta} \right) = 4\theta_\infty^{1-\nu} \tilde{\theta}, \quad \begin{cases} \eta \rightarrow 0: & \eta^2 d\tilde{\theta}/d\eta \rightarrow -\xi_f, \\ \eta \rightarrow \infty: & \tilde{\theta} \rightarrow 0 \end{cases} \quad (66)$$

takes the limiting form

$$\tilde{\theta} = \xi_f / \eta - 2\theta_\infty^{(1-\nu)/2} \xi_f \quad (67)$$

as $\eta \rightarrow 0$, so that matching with the inner solution given in Eq. (58), used already in Eq. (66) when writing the boundary condition as $\eta \rightarrow 0$, provides

$$\theta_\infty - \theta_\infty^* = \frac{2(1-\theta_\infty^{1+\nu})\theta_\infty^{(1-3\nu)/2}}{(1+\nu)} \varepsilon_W^{1/2} \xi_f. \quad (68)$$

Substitution of this last expression into Eq. (55) yields

$$Q = \Theta_f + \Delta_w R_f, \quad (69)$$

with the revised radiation parameter of order unity being

$$\Delta_w = \frac{2\theta_\infty^{(1-3\nu)/2} (1 - \theta_\infty^{1+\nu})^2 (1 - \theta_\infty^{1+\nu-\gamma})^{1/2}}{(1 + \nu)^2 (1 + \nu - \gamma)^{1/2}} \beta \varepsilon_w^{1/2}. \quad (70)$$

When the ambient atmosphere contains water vapor, the variation of the normalized flame-ball radius R_f and the reduced peak temperature Θ_f , as functions of Q , are obtained by solving simultaneously Eqs. (57) and (69) for different values of Δ_w . The solution is qualitatively similar to that depicted in Fig. 3 for dry ambient conditions, the only difference arising from the linear functional dependence on R_f in Eq. (69), rather than the quadratic dependence in Eq. (64). As before, two branches of solutions exist for $Q > Q_i$, with the solution along the branch of decreasing radii away from the turning point approaching the radiation-free solution $\Theta_f = Q$ and $R_f = \frac{1}{2}(1 + \mu)^{3/2} \exp[-(1 + \mu)Q/2]$, whereas the branch of increasing radii approaches for $Q \gg 1$ the asymptotic form $R_f = Q/\Delta_w$ and $\Theta_f = 6^{1/4}(\Delta_w/Q)^{1/2}$.

7. Limiting conditions for flame-ball existence

For given conditions of pressure, ambient temperature and composition, Eqs. (31) and (32) can be used to obtain the values of T_c° and $Y_{H_{2\infty 1}}^\circ$, with the water-vapor mass fraction given in Eq. (20) used to evaluate the third-body efficiency present in Eq. (33). This leading-order prediction for the critical conditions can be improved by using the results of the turning-point analysis, which, according to the definition given in Eq. (54), yields

$$Y_{H_{2\infty 1}}^\circ = Y_{H_{2\infty 1}}^\circ \left(1 + \frac{(1 + \nu - \gamma)Q_i}{\beta(1 - \theta_\infty^{1+\nu-\gamma})} \right) \quad (71)$$

as the first-order correction. Equation (25) and $\theta_\infty = T_\infty/T_c$ evaluated with $T = T_c = T_c^\circ$ provide the values of β and θ_∞ , whereas Eq. (35) (or Eq. (36) if water is present in the atmosphere) gives the value of ε (or ε_w), to be used in evaluating Δ from Eq. (65) (or Δ_w from Eq. (70)). For instance, for the dry conditions considered in Figs. 1 and 2 the value $T_c^\circ = 1049$ K previously computed gives $\beta = 9.9$ and $\theta_\infty = 0.286$, so that $\varepsilon = 0.044$ and $\Delta = 2.54$. This last value could be used when selecting the curves $R_f - Q$ and $\Theta_f - Q$ in Fig. 3 for the near-turning-point variation of the flame-ball radius and temperature (the non-dimensional representation of the curves shown in Figs. 1 and 2), which in turn determine the critical value $Q_i = 2.3$ appearing in Eq. (71), thereby giving $Y_{H_{2\infty 1}}^\circ = 0.00225$ ($\phi_1 = 0.0774$) as a correction to the radiation-free prediction $Y_{H_{2\infty}}^\circ = 0.00173$ ($\phi_1^\circ = 0.059$). In general, the simple expressions

$$Q_i = -0.525 + 2.50\Delta^{0.13} \quad (72)$$

and

$$Q_i = -0.609 + 2.83\Delta_w^{0.22}, \quad (73)$$

obtained by fitting the numerical solution of Eqs. (57) and (64) (or Eq. (69) for $Y_{H_2O_\infty} > 0$), can be utilized for computational purposes in evaluating Q_i for use in Eq. (71).

These analytic predictions are tested in Figs. 4 and 5. In the plots, the critical volume percentage of hydrogen

$$\%H_2 = 100 \frac{Y_{H_{2\infty 1}}/W_{H_2}}{\sum_i Y_i/W_i} \quad (74)$$

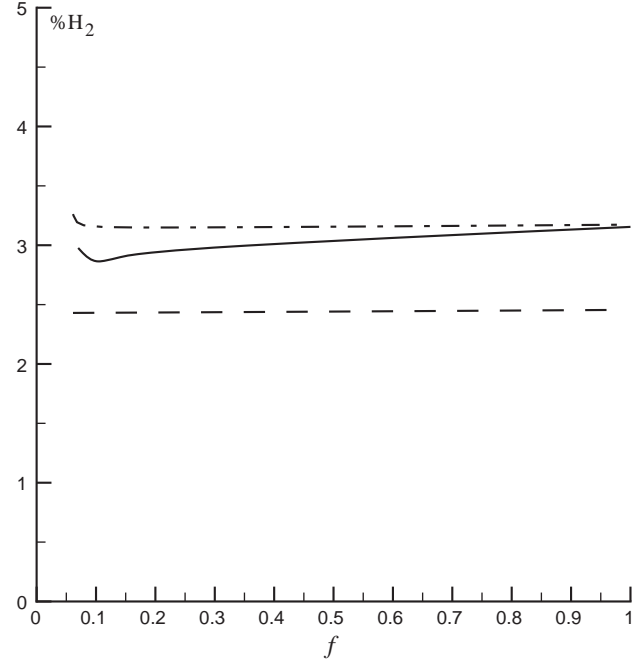


Fig. 4 – Predicted dilution effects; the variation with the enrichment parameter $f = Y_{O_{2\infty}} / (Y_{O_{2\infty}} + Y_{N_{2\infty}})$ of the limiting volume percentage of hydrogen for flame-ball existence as obtained for a hydrogen-oxygen-nitrogen mixture at $p = 1$ atm and $T_\infty = 300$ K from numerical integrations with detailed chemistry (solid curve), from the leading-order prediction given in Eqs. (31) and (32) (dashed curve), and from the first-order correction given in Eq. (71) (dot-dashed curve).

corresponding to the turning point arising in detailed-chemistry computations of steady flame balls is compared with the prediction obtained from the asymptotic analysis at leading order, associated with the value $Y_{H_{2\infty 1}}^\circ$, and the corresponding correction, calculated from Eq. (71). The results in Fig. 4 consider a mixture of hydrogen, oxygen, and nitrogen for different values of the enrichment parameter

$$f = \frac{Y_{O_{2\infty}}}{Y_{O_{2\infty}} + Y_{N_{2\infty}}}, \quad (75)$$

which takes the value $f = 0.232$ for a hydrogen-air mixture, and in terms of which $\phi = (8/f)Y_{H_{2\infty}} / (1 - Y_{H_{2\infty}})$. The agreement obtained is seen to be very good, with the first-order correction improving considerably the leading-order prediction all the way to small values of f , where the system is fuel-rich and the analysis begins to break down. It is seen that the resulting flammability limit is largely independent of the degree of dilution of the oxidizer mixture, with $\%H \approx 2.5$ for the leading-order prediction and $\%H \approx 3$ for the corrected prediction and for the numerical results. This independence can be anticipated from the analytical results by noting that variations of $Y_{O_{2\infty}}$ only affect the leading-order solution by modifying slightly the mean molecular weight W , used in Eq. (33) to determine the third-body concentration, with additional small modifications emerging in the first-order correction through the weak oxygen dependence of the overall reaction rate, entering through the parameters defined in Eqs. (15) and (16).

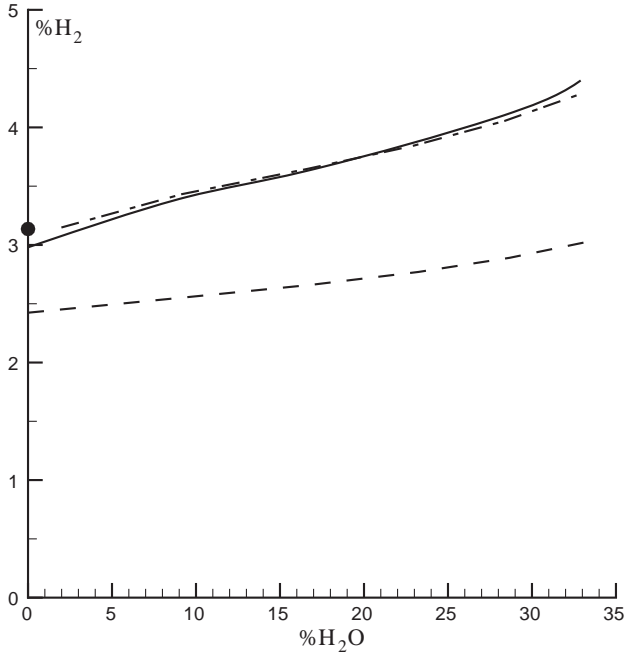


Fig. 5 – Predicted humidity effects; the variation with water-vapor content of the limiting percentage of hydrogen for flame-ball existence as obtained for a H_2 -air- H_2O mixture at $p = 1$ atm and $T_\infty = 300$ K from numerical integrations with detailed chemistry (solid curve), from the leading-order prediction given in Eqs. (31) and (32) (dashed curve), and from the first-order correction Eq. (71) with Q_i evaluated from Eq. (73) (dot-dashed curve); the dot indicates the corrected value given in Eq. (71) obtained without ambient water vapor with Q_i evaluated from Eq. (72).

A second set of computations, shown in Fig. 5, explores the accuracy of the theoretical results in the presence of ambient humidity, characterized by the volume percentage of water vapor in the ambient mixture

$$\% \text{H}_2\text{O} = 100 \frac{Y_{\text{H}_2\text{O}_\infty} / W_{\text{H}_2\text{O}}}{\sum_i Y_i / W_i} \quad (76)$$

In the figure, the first-order correction Eq. (71) is computed for $2 < \% \text{H}_2\text{O} < 35$ with Q_i evaluated from Eq. (73). A dot is used to represent the prediction obtained for $\% \text{H}_2\text{O} = 0$ with Q_i evaluated from Eq. (72). Note that neither of the predictions for Q_i given in Eqs. (72) and (73) is strictly valid when the ambient mass fraction $Y_{\text{H}_2\text{O}_\infty}$ is comparable with the value, of order $\epsilon Y_{\text{H}_2\text{O}}$, that occurs in the far field as a consequence of water-vapor diffusion from the flame. The solid and dot-dash curves in Fig. 5 in principle approach the limit of zero water-vapor content horizontally, but ϵ is sufficiently small that this transition occurs over an extremely small range, too small to be seen in the figure. This transition regime is not investigated further here, because for small values of $\% \text{H}_2\text{O}$ both Eqs. (72) and (73) give sufficiently accurate results, that is, the reasoning on which Eq. (72) is based provides an excellent approximation under these conditions.

As can be seen, the resulting value of $\% \text{H}_2$ in the H_2 -air- H_2O mixture raises with increasing H_2O content, almost linearly,

increasing by about 50% when the water content reaches 35 percent. This is a consequence of two different effects. On one hand, an increase in the water-vapor concentration increases the crossover temperature, because of the third-body efficiency present in Eq. (33), and therefore increases also the minimum fuel content required to reach T_c , an effect that is captured at leading order in the radiation-free solution determined from Eqs. (31) and (32). On the other hand, the presence of water vapor also enhances radiation and reduces the flame-ball radius at the turning point, as seen in Fig. 1; this in turn increases the magnitude of the radiation correction ($Y_{\text{H}_2_\infty} - Y_{\text{H}_2_\infty}^0$). This second effect is absent at leading order but is described well by the asymptotic analysis accounting for radiation, through the correction term appearing in Eq. (71). Even without ambient water vapor, accounting for radiation through the correction term in Eq. (71) significantly improves predictions (Fig. 4).

8. Discussion

Lean near-limit spherical flame balls in hydrogen-oxygen-diluent mixtures are predicted here to exhibit a distinct multi-zone structure. A central spatially uniform hot region is bounded by a thin reaction zone, outside of which heat conduction and molecular diffusion are dominant, over a near-field region extending to roughly ten flame radii and through which the temperature decreases nearly to the ambient temperature. Outside of this region is a far-field region in which radiant heat loss in water-vapor bands and heat conduction are in balance, in a transparent gas. Beyond the far field, at radii on the order of a meter or more, the gas would no longer be optically thin, but that exerts a negligible influence on the flame-ball structure. The far-field region itself is, however, important in that for the near field it produces an effective ambient temperature in excess of the true ambient temperature, thereby modifying fluxes from the near field into the reaction zone. This type of modification reduces the fuel flux, thereby decreasing the heat-release rate, so that the far-field radiant energy loss detracts from the heat release and thereby renders the flame ball less robust, but it also is essential for stabilizing flame balls, which are known to be unstable in the absence of radiant loss. Analytical solutions have been derived here for the structures of each zone of this interacting multi-zone system.

The focus of the study has been on ultra-lean flammability limits. To accomplish that, in a manner amenable to analytical solutions and matching for the various zones, a distinguished limit was identified, in which an effective large non-dimensional overall activation energy β for the heat-release rate, given in Eq. (25), scales with small radiation-to-conduction rate-ratios, defined in Eqs. (35) and (36), in such a way that the relevant controlling parameters of order unity in the limit can be identified. This scaling serves to produce the two branches of solutions, for flame-ball radius and temperature as functions of the equivalence ratio, found in detailed numerical computations, and it can be used in the future for addressing the stability of the solutions on these two branches, one of which is known to be unstable and the other to have a significant range of stability. The asymptotic development requires the Zeldovich [9] classical radiation-free solution based on Arrhenius kinetics to be modified to incorporate our

previous overall reaction rate [21,22], derived for lean hydrogen-oxygen mixtures. Even though that structure is entirely unstable, it still provides a reasonable estimate of the lean flammability limit by taking its limit of infinite flame-ball radius, namely equating the flame temperature to the cross-over temperature between the branching and recombination rates to give Eq. (31). Improved flammability estimates, however, require development of the next term in the asymptotic expansion including radiation, resulting in the multi-zone structure described above and the two branch solution.

While the flammability limit can be expressed by a simple formula (31) at leading order in the expansion, and the solutions for the structures of the different zones are analytical at the following orders, computation of the flammability limit at the following order entails simultaneous solution of two equations, Eqs. (57) and (64) or Eq. (69), which does not yield an explicit formula for Q_l . Correlations of solutions, given in Eq. (72) or Eq. (73), however, facilitate calculations. The resulting corrections, on the order of ten percent, produce predictions of flammability limits that are in excellent agreement with those calculated by full numerical integrations, noticeably increasing the value of the hydrogen content at the limit above those predicted at leading order. The results show how dilution with N_2 does not affect significantly the lean flammability limit and how humidity increases the limiting H_2 content through both the high chaperon efficiency of water molecules for recombination and the enhanced radiant energy loss rate.

9. Conclusions

This study has predicted lean flammability limits for hydrogen. In dry atmospheres at normal atmospheric pressure and temperature, the limiting volume percentage of hydrogen is predicted to be 3, a value that remains approximately constant regardless of the relative nitrogen-to-oxygen mixture composition. The presence of water vapor in the atmosphere, however, decreases the range of flammability by increasing influences of radiant energy loss. If, for example, the atmosphere contains 35 percent water vapor by volume, then it is predicted that at least 4.5 percent by volume of H_2 would have to be present for the mixture to be flammable. For a hydrogen-air mixture, increasing the pressure to 10 atm is predicted to increase the critical limiting H_2 percentage to 4.2, and doubling the temperature to 600 K is predicted to decrease it to approximately 2, as may be deduced from Eqs. (31) and (32), for example. These conclusions, obtained from theoretical analyses of flame-ball structures, would be worth testing in future experiments. Since the predicted limits are the ultimate ones that are possible theoretically, experimental limits are not likely to be quite so broad, except possibly in spacecraft environments, where perturbing effects such as buoyancy are minimized.

Acknowledgments

This work was supported by the Comunidad de Madrid through project #P2009/ENE-1597. The first three authors also

acknowledge support from the Spanish MCINN through projects # ENE2008-06515 and CSD2010-00011.

REFERENCES

- [1] Böker D, Brüggemann D. Advancing lean combustion of hydrogen-air mixtures by laser-induced spark ignition. *Int J Hydrog Energy* 2011;36(22):14759–67.
- [2] Wierzbka I, Ale BB. Effects of temperature and time of exposure on the flammability limits of hydrogen-air mixtures. *Int J Hydrog Energy* 1998;23:1197–202.
- [3] Swain MR, Filoso PA, Swain MN. Ignition of lean hydrogen-air mixtures. *Int J Hydrog Energy* 2005;30:1447–55.
- [4] Butler MS, Moran CW, Sunderland PB, Axelbaum RL. Limits for hydrogen leaks that can support stable flames. *Int J Hydrog Energy* 2009;34:5174–82.
- [5] Schefer RW, Evans GH, Zhang J, Ruggles AJ, Greif R. Ignitability limits for combustion of unintended hydrogen releases: experimental and theoretical results. *Int J Hydrog Energy* 2011;36:2426–35.
- [6] Lewis B, von Elbe G. *Combustion, flames and explosions in gases*. 3rd ed. Orlando: Academic Press; 1987.
- [7] Shoshin YL, van Oijen JA, Sepman AV, de Goey LPH. Experimental and computational study of the transition to the flame ball regime at normal gravity. *Proc Combust Inst* 2011;33:1211–8.
- [8] Williams FA, Grcar JF. A hypothetical burning-velocity formula for very lean hydrogen-air mixtures. *Proc Combust Inst* 2009;32:1351–7.
- [9] Zelvovich Ya B. *Theory of combustion and detonation of gases*. Moscow: Izd-vo. Akad. Nauk (Academy of Sciences, USSR); 1944.
- [10] Ronney PD. Near-limit flame structures at low Lewis number. *Combust Flame* 1990;82:1–14.
- [11] Ronney PD, Whaling KN, Abbud-Madrid A, Gatto JL, Pisowicz VL. Stationary premixed flames in spherical and cylindrical geometries. *AIAA J* 1994;32:569–77.
- [12] Ronney PD, Wu MS, Weiland KJ, Pearlman HG. Flame ball experiments in space: preliminary results from STS-83. *AIAA J* 1998;36:1361–8.
- [13] Ronney PD. Understanding combustion processes through microgravity research. *Proc Combust Inst* 1998;27:2485–506.
- [14] YaB Zeldovich, Barenblatt CI, Librovich VB, Makhviladze GM. *The mathematical theory of combustion and explosions*. New York: Consultants Bureau; 1985. pp. 331.
- [15] Buckmaster J, Joulin G, Ronney PD. Effects of heat loss on the structure and stability of flame balls. *Combust Flame* 1990;79:381–92.
- [16] Buckmaster J, Joulin G, Ronney PD. Structure and stability of non-adiabatic flame balls: II. Effects of far-field losses. *Combust Flame* 1991;84:411–22.
- [17] Buckmaster J, Smooke M, Giovangigli V. Analytical and numerical modeling of flame-balls in hydrogen-air mixtures. *Combust Flame* 1993;94:113–24.
- [18] Wu MS, Liu JB, Ronney PD. Numerical simulation of diluent effects in flame ball structure and dynamics. *Proc Combust Inst* 1998;27:2543–50.
- [19] Wu MS, Ronney PD, Colantonio RO, VanZandt DM. Detailed numerical simulation of flame ball structure and dynamics. *Combust Flame* 1999;116:387–97.
- [20] Fernández-Tarrazo E, Sánchez AL, Liñán A, Williams FA. The structure of lean hydrogen-air flame balls. *Proc Combust Inst* 2011;33:1203–10.
- [21] Fernández-Galisteo D, Sánchez AL, Liñán A, Williams FA. One-step reduced kinetics for lean hydrogen-air deflagration. *Combust Flame* 2009;156:985–96.

- [22] Fernández-Galisteo D, Sánchez AL, Liñán A, Williams FA. The hydrogen-air burning rate near the lean flammability limit. *Combust Th Model* 2009;13:741–61.
- [23] Grcar JF. A new type of steady and stable, laminar, premixed flame in ultra-lean, hydrogenair combustion. *Proc Combust Inst* 2009;32:1011–8.
- [24] Gerlinger W, Schneider K, Bockhorn H. Numerical simulation of three-dimensional instabilities of spherical flame structures. *Proc Combust Inst* 2000;28:793–9.
- [25] Gerlinger W, Schneider K, Fröhlich J, Bockhorn H. Numerical simulations on the stability of spherical flame structures. *Combust Flame* 2003;132:247–71.
- [26] Smooke MD, Giovangigli V. Formulation of the premixed and nonpremixed test problems. In: Smooke MD, editor. *Reduced kinetic mechanisms and asymptotic approximations for methane-air flames*, Lecture Notes in Physics, vol. 384. , Berlin: Springer-Verlag; 1991. p. 1–28.
- [27] Available at: <http://maemail.ucsd.edu/combustion/cermech>.
- [28] Saxena P, Williams FA. Testing a small detailed chemical-kinetic mechanism for the combustion of hydrogen and carbon monoxide. *Combust Flame* 2006;145:316–23.
- [29] Kwon OC, Abid M, Ronney PD, Wu MS, Ju Y. Numerical modeling of flame balls with radiative reabsorption effects. 3rd Joint US Sections Meeting of the Combustion Institute, Chicago, IL, March 21–23, 2003.
- [30] Ronney PD. Studies of premixed laminar and turbulent flames at microgravity, NASA Final Report, Grant No. NAG3–2887, 2005.
- [31] Minaev S, Kagan L, Joulin G, Sivashinsky G. On self-drifting flame balls. *Combust Th Model* 2001;5:609–22.
- [32] Minaev S, Kagan L, Sivashinsky G. Combust. Self-propagation of a diffuse combustion spot in premixed gases. *Exp Shock Waves* 2002;38:9–18.
- [33] Fristrom RM, Monchick L. Two simple approximations to the thermal diffusion factor and their applications to flame studies. *Combust Flame* 1988;71:89–99.
- [34] Barlow RS, Karpets AN, Frank JH, Chen J- Y. Scalar profiles and NO formation in laminar opposed-flow partially premixed methane/air flames. *Combust Flame* 2001;127:2102–18.
- [35] Joulin G. Preferential diffusion and the initiation of lean flames of light fuels. *SIAM J Appl Math* 1987;47:998–1016.

Nomenclature

c_p : specific heat at constant pressure of the gas mixture
 c_{pi} : specific heat at constant pressure of species i
 C_M : effective third-body concentration of reaction 4f given in Eq. (33)
 D : modified fuel diffusivity defined in Eq. (10)
 D_i : diffusivity of species i
 f : enrichment parameter defined in Eq. (75)
 F : reaction-rate function defined in Eq. (15)
 G : reaction-rate function defined in Eq. (12)
 $h_{H_2O}^0$: enthalpy of formation of water vapor
 H : reaction-rate function defined in Eq. (13)
 k_j : rate constant of reaction j
 L_i : Lewis number of species i
 n_j : exponent for the algebraic temperature dependence T^{n_j} of reaction j
 p : pressure
 q : amount of heat released per unit mass of fuel consumed
 \bar{q} : dimensionless heat release defined in Eq. (39)
 Q : reduced equivalence ratio defined in Eq. (54)
 Q_R : radiant heat loss per unit volume
 \bar{Q}_R : dimensionless radiant heat loss, as defined in Eq. (40)
 r : distance from the flame-ball center
 r_f : flame-ball radius
 r_o : characteristic flame-ball radius at extinction, defined in Eq. (34)
 R_f : normalized flame-ball radius defined in Eq. (56)

R_o : universal gas constant
 T : temperature
 T_{aj} : activation temperature of reaction j
 T_C : crossover temperature
 T_C^0 : value of the crossover temperature determined from Eq. (32)
 T_f : flame-ball temperature
 T_∞ : ambient temperature
 T_∞^* : apparent ambient temperature
 y : normalized fuel mass fraction defined above Eq. (37)
 y_C : normalized fuel mass fraction evaluated at $\theta = 1$, as obtained from Eq. (44)
 Y : modified fuel mass fraction defined in Eq. (9)
 Y_i : mass fraction of species i
 $Y_{H_2}^0$: leading-order prediction for the critical value of the hydrogen mass fraction, as defined in Eq. (31)
 Y_{H_2O} : water-vapor mass fraction at the reaction zone as defined in Eq. (20)
 Y_{O_2} : oxygen mass fraction at the reaction zone as defined in Eq. (21)
 W : mean molecular weight
 W_i : molecular weight of species i
 $\%H_2$: limiting value of the volume percentage of hydrogen of a flammable mixture as defined in Eq. (74)
 $\%H_2O$: volume percentage of water vapor in the ambient mixture as defined in Eq. (76)

Greek symbols

α : reaction-rate function defined in Eq. (14)
 α_{H_2} : hydrogen Soret factor
 β : dimensionless activation energy defined in Eq. (25)
 γ : exponent for the power-law temperature dependence $\rho D \propto T^\gamma$ given in Eq. (24)
 γ_{sb} : reaction-rate function defined in Eq. (16)
 Δ : radiation parameter defined in Eq. (65)
 Δ_W : revised radiation parameter defined in Eq. (70)
 η : far-field coordinate used in writing Eqs. (59) and (66)
 ϵ : radiation-to-conduction ratio, as defined in Eq. (35)
 ϵ_W : radiation-to-conduction ratio in the presence of ambient water vapor, as defined in Eq. (36)
 κ_{H_2O} : Planck-mean absorption coefficient of water vapor
 λ : thermal conductivity
 Λ : dimensionless radiation factor defined in Eq. (61)
 $\mu\beta$: dimensionless activation energy defined in Eq. (26)
 ν : exponent for the power-law temperature dependence $\lambda \propto T^\nu$ given in Eq. (24)
 ω : one-step reaction rate given in Eq. (11)
 Ω : dimensionless fuel-consumption rate defined in Eq. (41)
 ϕ : equivalence ratio
 ϕ_1 : leading-order prediction for the critical value of the minimum equivalence ratio for flame-ball existence
 ϕ_1^0 : critical minimum equivalence ratio for flame-ball existence
 ρ : density
 σ : Stefan–Boltzmann constant
 θ : dimensionless temperature defined above Eq. (37)
 $\bar{\theta}$: far-field temperature increment
 θ_∞^* : dimensionless value of the apparent ambient temperature
 Θ_f : reduced temperature defined above Eq. (52)
 ξ : dimensionless radial coordinate defined above Eq. (37)

Subscripts

c : properties evaluated at the crossover temperature
 f : properties at $r = r_f$
 l : properties at the lean flammability limit
 r_{f+} : properties on the outer side of the reaction sheet
 ξ_{f+} : dimensionless properties on the outer side of the reaction sheet
 ξ_{f-} : dimensionless properties on the inner side of the reaction sheet
 ∞ : ambient properties